


6050 DP Splash Resistant Switches

& Twin Switches - 16A 250Vac



Key Features

- Ratings up to 20A, 277V ac
- Positive switch action
- Distinctive styling
- Illuminated & non-illuminated
- Double Contact
- DC LED Illumination Available
- Panel cut out: 30.1 x 22.2mm

Approvals and specifications

European 16(4)A 250Vac T125, 10A 400Vac T125


UL CSA (except 6054 & 6055 Switches)
20A 277Vac, 250Vac 11/2hp, 125Vac 1hp

UL 100°C, file E45221, CSA file LR10990

3mm contact gap with Positive Break switching.

Terminal	Function	Rocker	Body	Body Colour				
C 6.3 x 0.8 9.7	6050 ON - OFF	A Softline Matt A Softline Matt P Lit window Matt Lit window 	L Double Contact Panel cut-out ** Bezel L Twin units Contact sales for information on splash resistance and IP ratings 	Lit (DP) A Amber C Clear G Green R Red Un-Lit (DP) B Black R Red W White				
	6051 ON - OFF (momentary ON)				6060 ON - ON	6061 ON - ON (momentary 1 side)		
	6052 ON - OFF (momentary OFF)				6062 2 Circuit ON - ON (In house tests only)	6066 ON - ON (Single Contact) Isolated light		
	6053 ON - OFF Lit				6067 ON - ON Lit	6068 ON - ON 1 Contact ON - OFF Lit 1 Contact		
	6054 ON - OFF (momentary ON) Lit				6055 ON - OFF (Single Contact) (momentary ON) Lit	6090 ON - OFF 1 Contact ON - OFF Lit 1 Contact		
	6056 ON - OFF (Single Contact) Isolated light				6057 ON - OFF Isolated light	6091 ON - OFF (momentary ON) Lit		
	6058 ON - OFF (Single Contact) Lit				6059 ON - OFF (Single Contact) (momentary ON) Isolated light	6092 ON - OFF 1 Contact ON - ON 1 Contact Lit		
	6059 ON - OFF (Single Contact) (momentary ON) Isolated light				Circuits are Double Contact unless described otherwise			
	S 4.8 x 0.8 9.7 Screw & Clamp N/A for assemblies with 3 terminals							

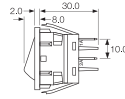
Integral Splash Resistance



Current carrying parts are protected from moisture. Droplets which may enter the switch are channelled out through ports in the switch body.

For IP65 see options below

Dimensions



Panel thickness

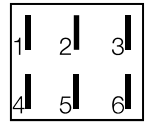
L 0.75 to 2.5mm


** For cut-out details on momentary switches call sales

Terminal spacing - Contacts 10.5 between centres

Vary with Function

Approvals & ratings vary with function
ON OFF Switches - ON when pressed over terminals 3 & 6.



Rocker Colour	Lamp Voltage	Legend	Legend Colour	Options
B Black	Blank	Blank	Blank	<p>G74 Protective Cover</p> <p>Finish Matt is standard.</p> <p>Colour Call sales for custom colours. A full range is available for large orders.</p> <p>Legend printing Select from the examples or call sales for custom legends.</p> <p>Protective cover The 6050 series is a water through design. For a higher level of sealing, a snap on cover is available (add G after body code). This reduces panel thickness by 1mm.</p>  <p>Panel sealing washer W42 is available. This reduces panel thickness by 1.00mm. Covers are not suitable for momentary types.</p> <p>IP Ratings Call the sales for details.</p> <p>Terminal Link P1067 connects the Contacts of a double Contact switch or twin unit.</p> <p># Mounting orientation may affect IP rating.</p>
R Red	2 125V Neon	1223	B Black	
W White	3 250V Neon		W White	
	5 12Vdc LED (P Rocker)			
	6 24Vdc LED (P Rocker)			
	7 12V Filament			
	8 24Vdc Filament			

Examples



☐ C6050AL - - -



☐ C6053AL - - -



☐ C6053PL - - -



☐ C6000A/C6000AL



☐ C6003P/C6003PL



☐ C6003P/C6030AL