

PulseJack™






Low Profile 1x1 Tab-Up

Description:

100/1000Base-T RJ45 single port (1x1) Tab-UP integrated magnetics connector, designed to support applications such as Network Interface Cards (NIC), LAN-on-Motherboard (LOM), and PC applications.



Features and Benefits:

-  Compliant with IEEE 802.3 standard
-  350µH minimum OCL with 8mA bias current
-  High performance for maximum EMI suppression
-  Low height and small footprint to minimize board space
-  RoHS peak wave solder temperature rating 260°C

Electrical Specifications @ 25°C - Operating Temperature 0°C to +70°C

Part Number	Speed	Side EMI Tabs	Insertion Loss TX/RX (dB)	Return Loss (dB TYP) 100Ω (±15Ω)					Crosstalk (dB TYP)			Common Mode Rejection (dB TYP)	Hipot (MIN) @ 60Hz 1 MIN
				1-100 MHz	1-10 MHz	30 MHz	60-80 MHz	80-100 MHz	1-10 MHz	32-65 MHz	65-100 MHz		
JOG-0001NL	1000Base-T	Horizontal	-1.2	-18	-18	-12	-10	-40	-35	-30	-30	1500Vrms	
JOG-0003NL	1000Base-T	No Tabs	-1.0	-18	-18	-12	-10	-40	-35	-30	-30	1500Vrms	
JOG-0007NL	100Base-TX	Horizontal	-1.0	-18	-18	-12	-10	-40	-35	-30	-30	1500Vrms	
JOG-0009NL	1000Base-T	Vertical	-1.0	-18	-18	-12	-10	-40	-35	-30	-30	1500Vrms	

Notes:

1. LEDs Left/Right: **G** = green; **Y** = yellow; **Y-G** = Bicolor.
2. JOG-0003NL is supplied without EMI tabs; refer to mechanical drawing (page 5) for explanation of EMI tabs.

RJ45 Durability Test Rating

Part Number	Mating Force (MAX)	Unmating Force (MAX)	Durability	Plug to Jack Retention (MIN)
JOG Series	5 lbs./2.268 kgs.	5 lbs./2.268 kgs.	750 Insertions	20 lbs./9.072 kgs.

RJ45 Material Specification

Part Number	Shield		Contact			Housing		MSL ² Rating
	Material	Finish	Material	Plating Area	Solder Area	Material	Specification	
JOG Series	Brass	20-40µ inches thick nickel over brass	Phosphor Bronze	15µ inches gold over 30-80µ inches nickel	Tin matte finish over nickel	Thermoplastic	UL 94 V-0	1

Notes:

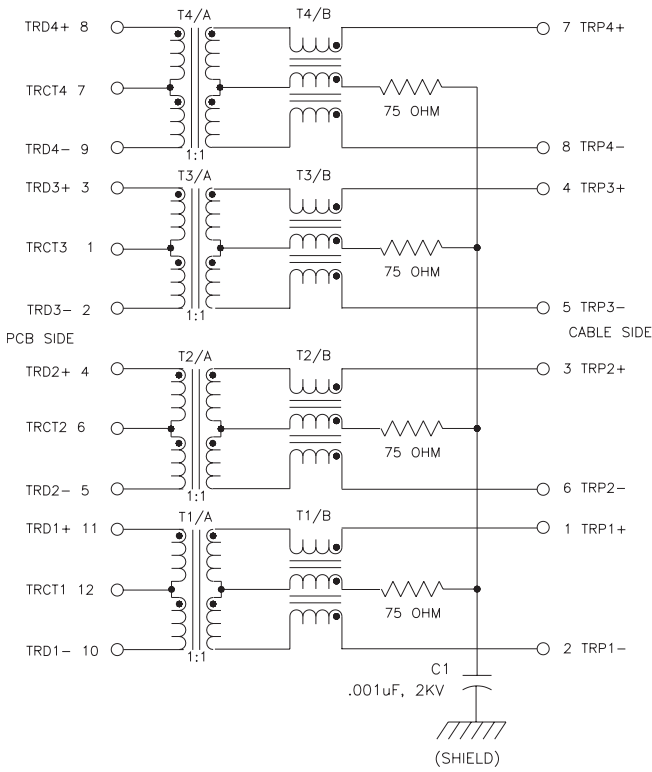
1. Connector dimensions comply with FCC dimension requirements.
2. MSL - Moisture Sensitivity Level class limits = 1 to 5 (Highest: 1; Lowest: 5)

PulseJack™

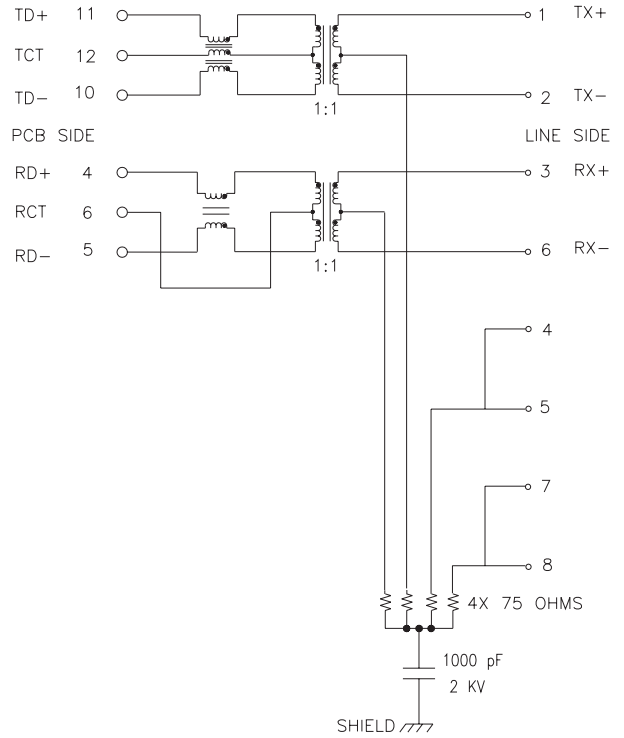
Low Profile 1x1 Tab-Up

Schematics

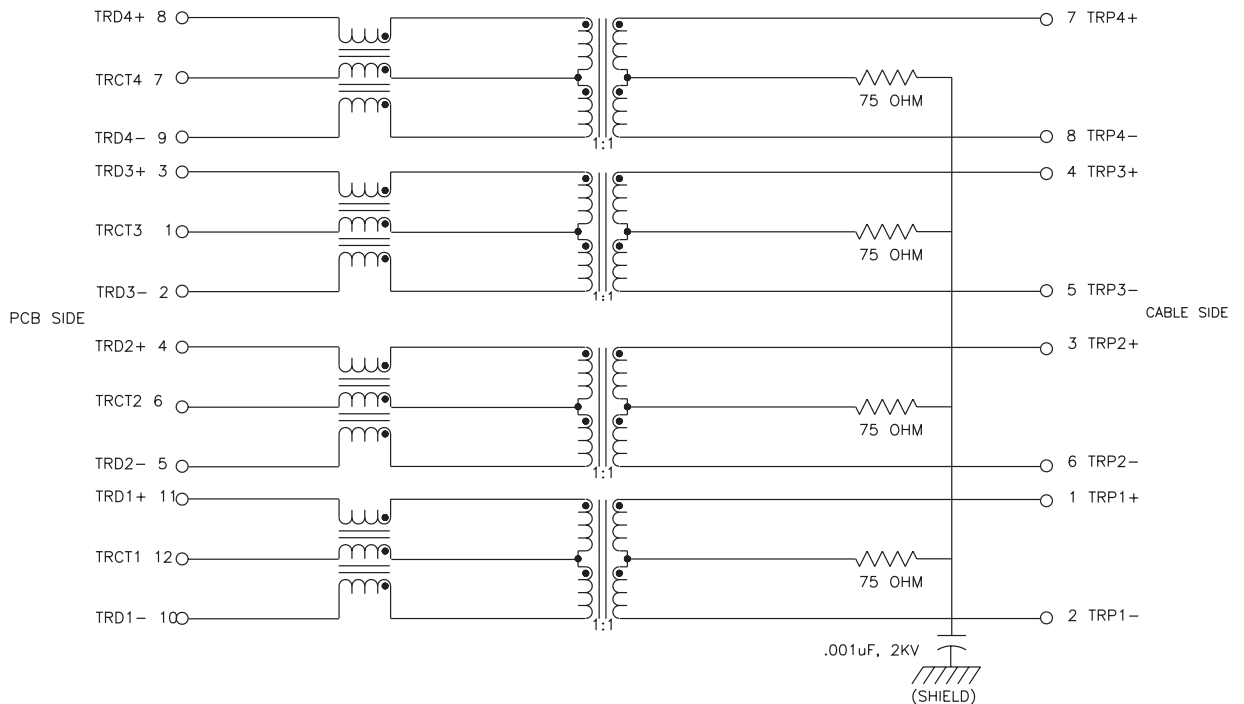
JOG-0001NL / JOG-0003NL



JOG-0007NL



JOG-0009NL

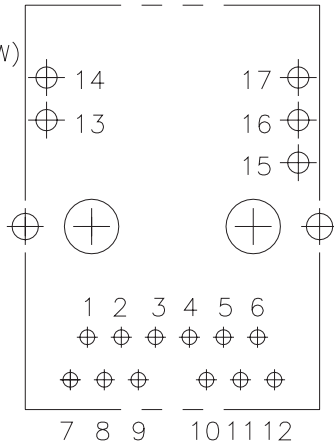


PulseJack™

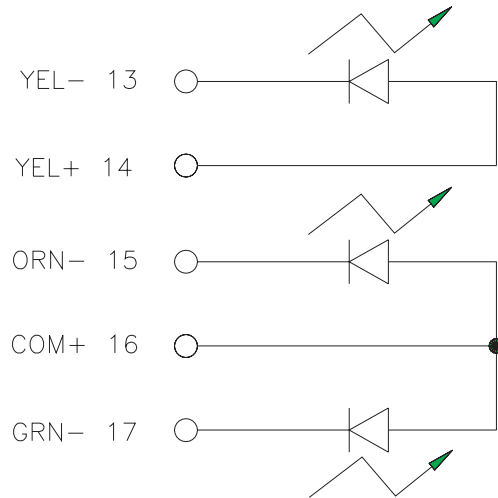
Low Profile 1x1 Tab-Up

Pin Assignments

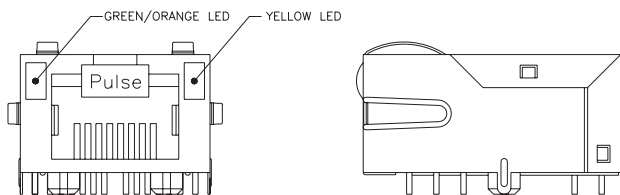

PIN ASSIGNMENTS
(COMPONENT SIDE VIEW)



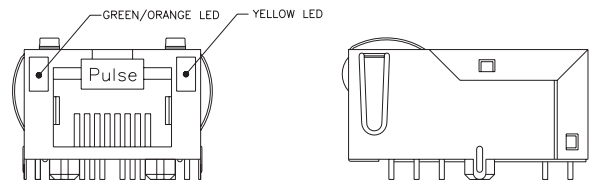

LED Configuration



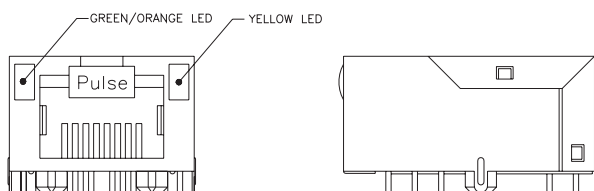

JOG-0001NL



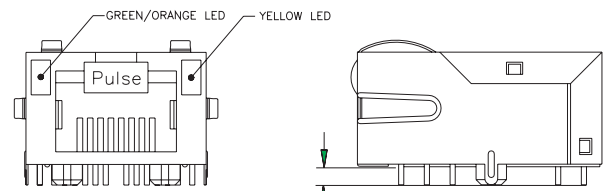

JOG-0009NL



JOG-0003NL



JOG-0007NL



PulseJack™

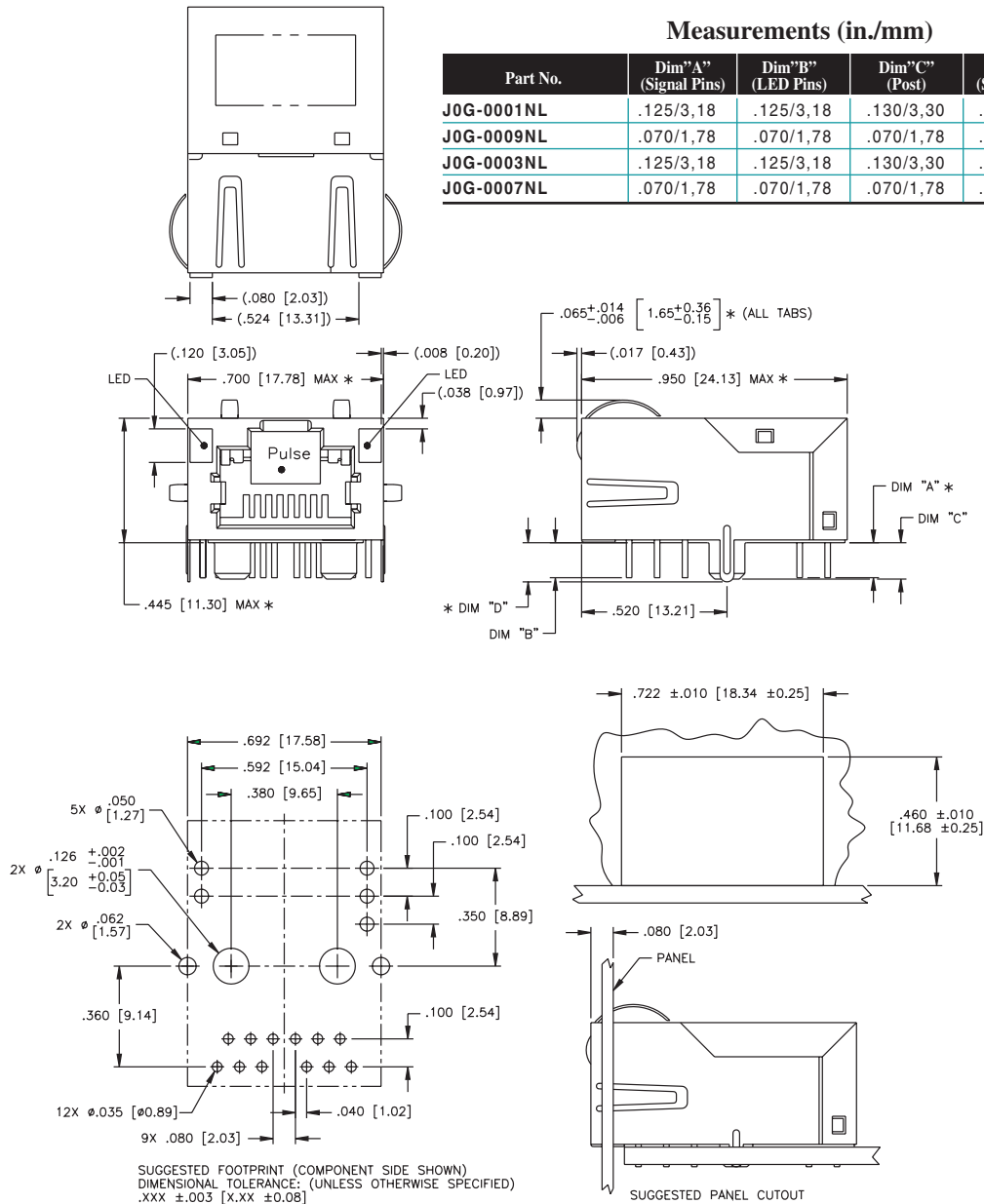
Low Profile 1x1 Tab-Up

Mechanicals

JOG-0001NL / 0003NL / 0007NL / 0009NL

Measurements (in./mm)

Part No.	Dim "A" (Signal Pins)	Dim "B" (LED Pins)	Dim "C" (Post)	Dim "D" (Shield Tab)	EMI Tab Config.
JOG-0001NL	.125/3,18	.125/3,18	.130/3,30	.140/3,56	Fig.1
JOG-0009NL	.070/1,78	.070/1,78	.070/1,78	.070/1,78	Fig.2
JOG-0003NL	.125/3,18	.125/3,18	.130/3,30	.140/3,56	Fig.3
JOG-0007NL	.070/1,78	.070/1,78	.070/1,78	.070/1,78	Fig.1



PulseJack™ 2xN PoE Gigstack

EMI Tabs Configuration

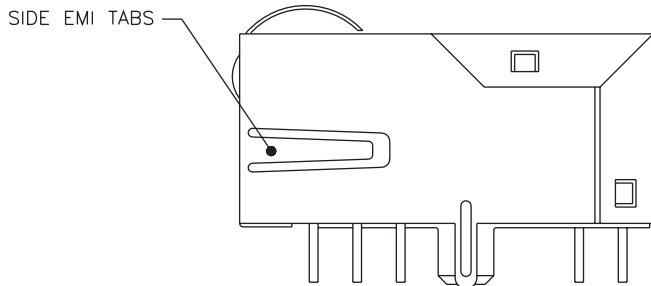


FIGURE 1 (HORIZONTAL SIDE EMI TABS)

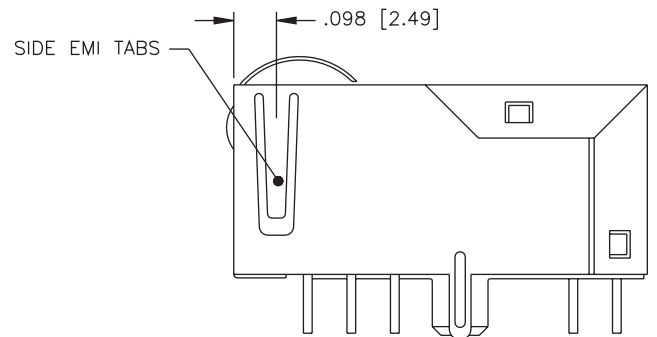


FIGURE 2 (VERTICAL SIDE EMI TABS)

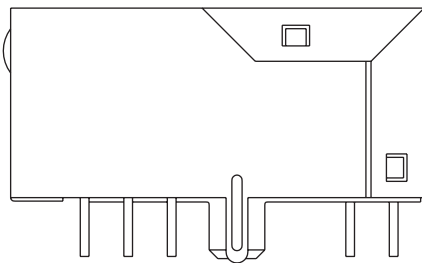


FIGURE 3 (NO EMI TABS)

For More Information:

Americas - prodinfonetworkamericas@pulseelectronics.com | **Europe** - comms-Apps-Europe@pulseelectronics.com | **Asia** - prodinfonetworkapac@pulseelectronics.com

Performance warranty of products offered on this data sheet is limited to the parameters specified. Data is subject to change without notice. Other brand and product names mentioned herein may be trademarks or registered trademarks of their respective owners. © Copyright, 2019. Pulse Electronics, Inc. All rights reserved.