

# WSMONITOR2 Plus Verification Tester Operation Instructions



Made in the  
United States of America



Figure 1. SCS 770076 WSMONITOR2 Plus Verification Tester

## Description

The SCS [770076](#) WSMONITOR2 Plus Verification Tester is used to perform periodic test limit verification of the SCS [770075](#) WSMONITOR2 Plus Workstation Monitor. Verification may be accomplished without removing the monitor from its workstation. The WSMONITOR2 Plus Verification Tester is National Institute of Standards and Technology (NIST) traceable. Frequency of verification is based on the critical nature of the ESD susceptible items handled. SCS recommends annual calibration of workstation monitors and the WSMONITOR2 Plus Verification Tester.

## Packaging

- 1 WSMONITOR2 Plus Verification Tester
- 1 Alligator Clip
- 1 10mm Stacking Snap
- 1 Ground Plug Adapter
- 1 Ground Extension Cord, 5'
- 1 Certificate of Calibration

## Features and Components

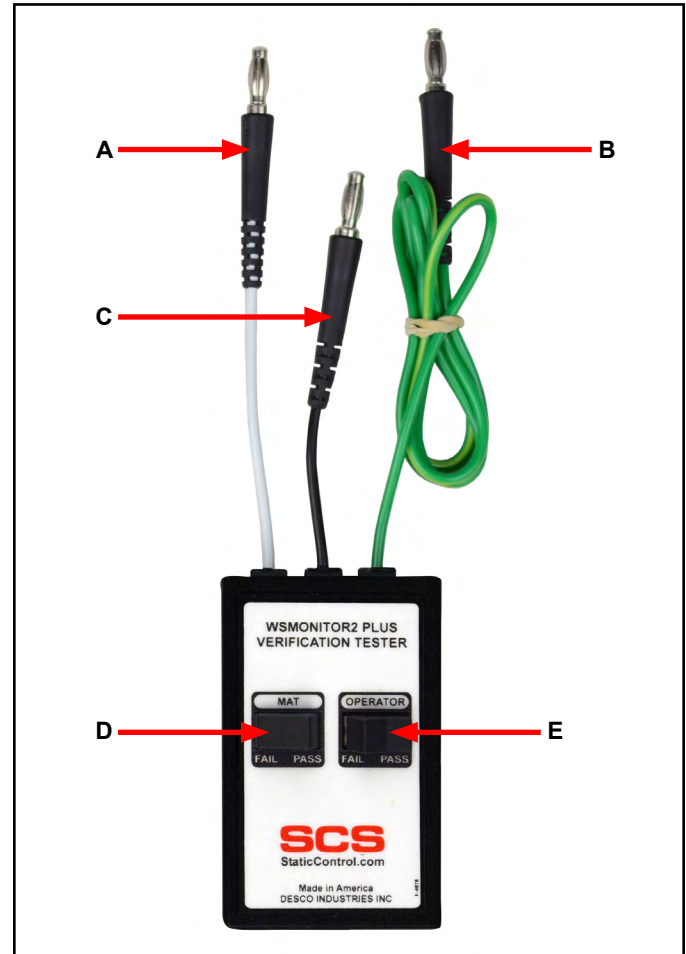


Figure 2. WSMONITOR2 Plus Verification Tester features and components

**A. Mat Test Lead:** Connect to the monitor's mat terminal to verify its mat test circuit.

**B. Ground Lead:** Connect to equipment ground to provide a ground reference for the WSMONITOR2 Plus Verification Tester.

**C. Operator Test Lead:** Insert into the monitor's operator jack to verify its operator test circuit.

**D. Mat Test Switch:** Toggle the rocker switch to the left to force the monitor's mat circuit to fail. Toggle the rocker switch to the right to force the monitor's mat circuit to pass.

**E. Operator Test Switch:** Toggle the rocker switch to the left to force the monitor's operator circuit to fail. Toggle the rocker switch to the right to force the monitor's operator circuit to pass.

## Operation

### VERIFYING THE OPERATOR CIRCUIT

1. Connect the WSMONITOR2 Plus Verification Tester's green ground lead to equipment ground. This may be done using the included Ground Plug Adapter or alligator clip. See Figure 3.




Figure 3. Using the Ground Plug Adapter to ground the WSMONITOR2 Plus Verification Tester

2. Insert the verification tester's black operator test lead into the operator 1 jack of the WSMONITOR2 Plus Workstation Monitor.

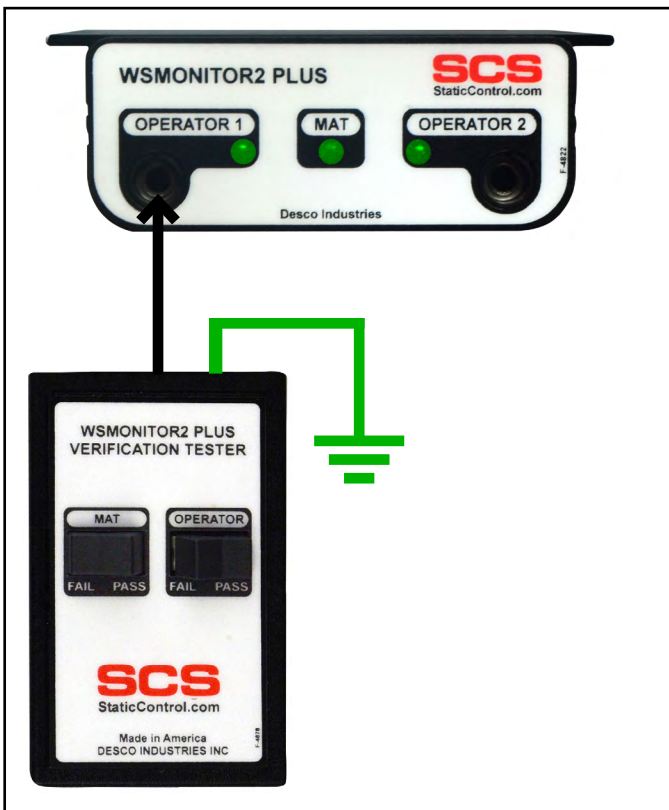


Figure 4. Connecting the WSMONITOR2 Plus Verification Tester to the operator jack of the WSMONITOR2 Plus Workstation Monitor

3. Set the operator test switch to FAIL. The monitor's red operator 1 LED should illuminate, and its audible alarm should sound.
4. Set the operator test switch to PASS. The monitor's green operator 1 LED should illuminate.
5. Insert the verification tester's black operator test lead into the operator 2 jack of the WSMONITOR2 Plus Workstation Monitor.
6. Set the operator test switch to FAIL. The monitor's red operator 2 LED should illuminate, and its audible alarm should sound.
7. Set the operator test switch to PASS. The monitor's green operator 2 LED should illuminate.
8. Disconnect the operator test lead from the monitor.

### VERIFYING THE MAT CIRCUIT

9. Connect the included stacking snap to the verification tester's white mat test lead.
10. Disconnect the monitor's black mat monitor cord from its worksurface mat and turn it over to expose its 10mm snap.
11. Connect the verification tester's white mat test lead to the mat monitor cord's 10mm snap.




Figure 5. Connecting the WSMONITOR2 Plus Verification Tester to the mat monitor cord of the WSMONITOR2 Plus Workstation Monitor

12. Set the mat test switch to FAIL. The monitor's red mat LED should illuminate, and its audible alarm should sound.
13. Set the mat test switch to PASS. The monitor's green mat LED should illuminate.

**Limited Warranty, Warranty Exclusions, Limit of Liability and RMA Request Instructions**

See the SCS Warranty - [StaticControl.com/Limited-Warranty.aspx](http://StaticControl.com/Limited-Warranty.aspx)

## Specifications

Operating Temperature	50 to 95°F (10 to 35°C)
Environmental Requirements	Indoor use only at altitudes less than 6500 ft. (2 km) Maximum relative humidity of 80% up to 85°F (30°C) decreasing linearly to 50% @ 85°F (30°C)
Dimensions	3.8" L x 2.4" W x .9" H (97 mm x 61 mm x 23 mm)
Weight	0.2 lbs. (0.1 kg)
Country of Origin	United States of America