











GENESIS SERIES ACCESSORIES

| | Part Number | Description | Size | Ct. Qty. |
|---|----------------|---|---------------|----------|
| Back Panels | | | | |
|  | ABP-2016 | Aluminum back panel/swing panel for Genesis 20"x16"x08" | 14.88"x18.88" | 1 EA |
| | ABP-2016-XL | Aluminum back panel/swing panel for Genesis 20"x16"x08" | 15.40"x19.40" | 1 EA |
| | ABP-2016-XXL | Aluminum back panel/swing panel for Genesis 20"x16"x08" | 17.09"x21.09" | 1 EA |
| | ABP-2424 | Aluminum back panel/swing panel for Genesis 24"x24"x10" | 21" x 21" | 1 EA |
| | ABP-2424-XL | Aluminum back panel/swing panel for Genesis 24"x24"x10" | 22.13"x22.13" | 1 EA |
| | ABP-2424-XXL | Aluminum back panel/swing panel for Genesis 24"x24"x10" | 23.25"x23.25" | 1 EA |
| | SBP-2016 | Steel back panel/swing panel for Genesis 20"x16"x08" | 14.88"x18.88" | 1 EA |
| | SBP-2016-XL | Steel back panel/swing panel for Genesis 20"x16"x08" | 15.40"x19.40" | 1 EA |
| | SBP-2016-XXL | Steel back panel/swing panel for Genesis 20"x16"x08" | 17.09"x21.09" | 1 EA |
| | SBP-2424 | Steel back panel/swing panel for Genesis 24"x24"x10" | 21" x 21" | 1 EA |
| | SBP-2424-XL | Steel back panel/swing panel for Genesis 24"x24"x10" | 22.13"x22.13" | 1 EA |
| | SBP-2424-XXL | Steel back panel/swing panel for Genesis 24"x24"x10" | 23.25"x23.25" | 1 EA |
| | PVCBP-2016 | PVC back panel/swing panel for Genesis 20"x16"x08" | 14.88"x16.88" | 1 EA |
| | PVCBP-2424 | PVC back panel/swing panel for Genesis 24"x24"x10" | 21" x 21" | 1 EA |
| Side Panels | | | | |
|  | ASP-2016 | Aluminum side panel for Genesis 20"x16"x08" | 6.25"x15.00" | 1 EA |
| | ASP-2424 | Aluminum side panel for Genesis 24"x24"x10" | 7.88"x21.75" | 1 EA |
| | SSP-2016 | Steel side panel for Genesis 20"x16"x08" | 6.25"x15.00" | 1 EA |
| | SSP-2424 | Steel side panel for Genesis 24"x24"x10" | 7.88"x21.75" | 1 EA |
| Swing Panel Accessories | | | | |
|  | ABP-2016-GSOPK | Aluminum 20" back/swing panel and 20" hinge for swing panel | 14.88"x18.88" | 1 EA |
| | ABP-2424-GSOPK | Aluminum 24" back/swing panel and 24" hinge for swing panel | 21"x21" | 1 EA |
| | SBP-2016-GSOPK | Steel 20" back/swing panel and 20" hinge for swing panel | 1.88"x18.88" | 1 EA |
| | SBP-2424-GSOPK | Steel 24" back/swing panel and 24" hinge for swing panel | 21"x21" | 1 EA |
| | GSOPK20 | 20" Aluminum Hinge for Swing Panel | N/A | 1 EA |
| | GSOPK24 | 24" Aluminum Hinge for Swing Panel | N/A | 1 EA |
| Pole Mounting Kit | | | | |
|  | PMKG-224 | For 24" Wide Enclosure - 2" Pole | | 1 EA |
| | PMKG-324 | For 24" Wide Enclosure - 3" Pole | | 1 EA |
| | PMKG-424 | For 24" Wide Enclosure - 4" Pole | | 1 EA |
| | PMKG-1224 | For 24" Wide Enclosure - 10 to 12" Pole | | 1 EA |
| | PMKG-216-GEN | For 16" Wide Enclosure - 2" Pole | | 1 EA |
| | PMKG-316-GEN | For 16" Wide Enclosure - 3" Pole | | 1 EA |
| | PMKG-416-GEN | For 16" Wide Enclosure - 4" Pole | | 1 EA |
| | PMKG-1216-GEN | For 16" Wide Enclosure - 10 to 12" Pole | | 1 EA |



GENESIS SERIES ACCESSORIES (CONT.)

| | Part Number | Description | Size | Ct. Qty. |
|---|---|---|--------------------------------------|----------|
| Replacement Covers - Includes Cover and Gasket | | | | |
|  | G2016CHO-RPL | Opaque 20"x16"x08" Replacement Lid | 20"x16" | 1 EA |
| | G2016CHC-RPL | Clear 20"x16"x08" Replacement Lid | 20"x16" | 1 EA |
| | G2424CHO-RPL | Opaque 24"x24"x10" Replacement Lid | 24"x24" | 1 EA |
| | G2424CHC-RPL | Clear 24"x24"x10" Replacement Lid | 24"x24" | 1 EA |
| Parts & Accessories | | | | |
|  | DIN16-GEN | DIN Rail Kit 16" (2 rails, 4 screws) | | 1 EA |
| | DIN24 | DIN Rail Kit 24" (2 rails, 4 screws) | | 1 EA |
|  | FS-KIT-1 | Fan Shroud Kit- 1 Pack (includes gasket and screws) | | 1 EA |
| | FS-KIT-2 | Fan Shroud Kit- 2 Pack (includes gasket and screws) | | 1 EA |
| | FSFK1-G | Fan Shroud Vent Filter Kit Gray- One pc (includes Gasket and Screws) | | 1 EA |
| | FSFK2-G | Fan Shroud Vent Filter Kit Gray- Two pcs (Includes Gasket and Screws) | | 1 EA |
| | GMFLK-Screws | Mounting Flange Screws - Set of 10 screws | | 1 EA |
| | GMFL24-Set | 24"x24"x10" Mounting Flange Set (set of 2 plus hardware) | | 1 EA |
| | GMMR-Screws | Multi Max Rail® screws - set of 12 screws | | 1 EA |
| | GSP10 | Self-Tapping Screws for Bosses - 10 Pack | | 1 EA |
| | GSR2016 | 20"x16"x08" Multi-Max Frame Stiffener Ring | | 1 EA |
| | GSR2424 | 24"x24"x10" Multi-Max Frame Stiffener Ring | | 1 EA |
|  | KIT-DOOR-STOP | Door Stop Kit for Genesis Enclosures | | 1 EA |
| | KIT-GMMR8 | Multi-Max Rails® with screws - 8" depth (set of 4 with screws) | | 1 EA |
|  | KIT-GMMR10 | Multi-Max Rails® with screws - 10" depth (set of 4 with screws) | | 1 EA |
| | KIT-GPCL-2PK | Non-Metallic Latches (package containing 2 latches) for 20"x16"x08" | | 1 EA |
|  | KIT-GPCL-4PK | Non-Metallic Latches (package containing 4 latches) for 24"x24"x10" | | 1 EA |
| | KIT-GPP-2016 | Panel Pad Kit - (four panel brackets) for Genesis 20"x16"x08" | | 1 EA |
|  | KIT-GPP-2424 | Panel Pad Kit - (four panel brackets) for Genesis 24"x24"x10" | | 1 EA |
| | KIT-FAN-120VAC-30 | Fan Kit - 120 VAC | | 1 EA |
| | KIT-FAN-120VAC-84 | Fan Kit - 120 VAC | | 1 EA |
| | KIT-FAN-12VDC-135 | Fan Kit - 12 VDC | | 1 EA |
| | KIT-FAN-12VDC-49 | Fan Kit - 12 VDC | | 1 EA |
| | KIT-FAN-24VDC-135 | Fan Kit - 24 VDC | | 1 EA |
| | KIT-FAN-24VDC-49 | Fan Kit - 24 VDC | | 1 EA |
| | KIT-FAN-48VDC-135 | Fan Kit - 48 VDC | | 1 EA |
| | KIT-FAN-48VDC-50 | Fan Kit - 48 VDC | | 1 EA |
| |  | 9920236-LT-GRY | Large Integra Literature Tray - Gray | |
| 9920236-LT-BLK | | Large Integra Literature Tray - Black | | 1 EA |
| 9920237-LT-GRY | | Small Integra Literature Tray - Gray | | 1 EA |
| 9920237-LT-BLK | | Small Integra Literature Tray - Black | | 1 EA |
| 9920236BLANK-LT-G | | Large Literature Tray - Gray | | 1 EA |
| 9920236BLANK-LT-B | | Large Literature Tray - Black | | 1 EA |
| 9920237BLANK-LT-G | | Small Literature Tray - Gray | | 1 EA |
| 9920237BLANK-LT-B | | Small Literature Tray - Black | | 1 EA |