

TISP7015L1, TISP7038L1

TRIPLE ELEMENT THYRISTOR OVERVOLTAGE PROTECTORS

TISP70xxL1 (VLV) Overvoltage Protectors

Three Terminal Very Low Voltage (VLV) Protection
Ion-Implanted Breakdown Region

Device	V _{DRM} V	V _(BO) V
'7015L1	8	15
'7038L1	28	38

Protection for Signal, Data and Control Lines

- ISDN
- T1/E1
- Ethernet
- RS232 & RS485

Low Capacitance

- '7015L1 24 pF typ.
- '7038L1 17 pF typ.

Rated for International Surge Wave Shapes

Voltage Waveshape	Standard	I _{PPSM} A
2/10	GR-1089-CORE	200
1.2/50	IEC 61000-4-5	100
10/700	TIA/EIA-IS-968 ITU-T K.20/45/21	50
10/1000	GR-1089-CORE	30

IEC 61000-4-2 Immunity Ratings

- Contact 6 kV
- Air 8 kV

Description

The TISP70xxL1 series are 3-point overvoltage protectors designed for protecting against metallic (transverse mode) and simultaneous longitudinal (common mode) impulses. Each terminal pair has the same voltage limiting values and surge current capability.

These devices are designed to limit overvoltages between signal, data and control port conductors, connected to terminals T1 and T2, and a protective ground, G. Each terminal pair has a symmetrical voltage-triggered bidirectional thyristor characteristic (Figure 1). Overvoltages are initially clipped by breakdown clamping until the voltage rises to the breakover level, which causes the device to crowbar into a low-voltage on state. This low-voltage on state causes the current resulting from the overvoltage to be safely diverted through the device. The device holding current will normally be higher than the available short circuit d.c. system current, causing the protector to switch off as the diverted current subsides.

How to Order

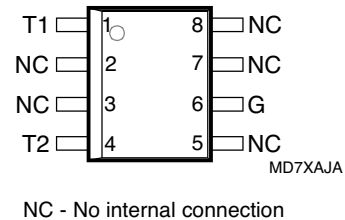
Device	Package	Carrier	Order As
TISP7015L1	D (8-pin, Small-outline)	R (Embossed Tape Reeled)	TISP7015L1DR-S
TISP7038L1	D (8-pin, Small-outline)	R (Embossed Tape Reeled)	TISP7038L1DR-S

... UL Recognized Components


Agency Recognition

Description	
UL	File Number: E215609

D Package (Top View)



Device Symbol



WARNING Cancer and Reproductive Harm
www.P65Warnings.ca.gov

JULY 2000 – REVISED JULY 2019

*RoHS Directive 2015/863, Mar 31, 2015 and Annex. Specifications are subject to change without notice. Users should verify actual device performance in their specific applications. The products described herein and this document are subject to specific legal disclaimers as set forth on the last page of this document, and at www.bourns.com/docs/legal/disclaimer.pdf.

TISP70xxL1 (VLV) Overvoltage Protectors

BOURNS®

The TISP70xxL1 is guaranteed to withstand the listed international ESD (ElectroStatic Discharge), and lightning impulses in both polarities. Terminals marked NC do not have any internal connections and may be left floating or tied to some circuit point. The TISP7038L1 is a functional replacement for the TPN3021.

Absolute Maximum Ratings, $T_J = 25\text{ }^\circ\text{C}$ (Unless Otherwise Noted)

Rating	Symbol	Value	Unit
Repetitive peak off-state voltage	TISP7015L1 TISP7038L1	± 8 ± 28	V
Non-repetitive peak on-state pulse current (see Notes 1 and 2)	I_{PPSM}	200	A
2/10 (Telcordia GR-1089-CORE, 2/10 voltage wave shape)		100	
1/20 (ITU-T K.22, 1.2/50 voltage wave shape, also VDE0878)		100	
8/20 (IEC 61000-4-5, Figure 12 generator, 1.2/50 voltage wave shape)		75	
10/160 (TIA/EIA-IS-968 (formally FCC Part 68), 10/160 voltage wave shape)		50	
5/310 (ITU-T K.20/21, 10/700 voltage wave shape, also IEC 61000-4-5 and VDE0433)		40	
10/560 (TIA/EIA-IS-968 (formally FCC Part 68), 10/560 voltage wave shape)		30	
Non-repetitive peak on-state current (see Note 1)	I_{TSM}	9	A
16.7 ms (60 Hz) full sine wave		8	
20 ms (50 Hz) full sine wave		3	
0.2 s 50 Hz/60 Hz a.c.		1.5	
2.0 s 50 Hz/60 Hz a.c.			
Junction temperature	T_J	-40 to +150	$^\circ\text{C}$
Storage temperature range	T_{stg}	-65 to +150	$^\circ\text{C}$

NOTES: 1. Initially the TISP70xxL1 must be in thermal equilibrium at the specified TA. The surge may be repeated after the TISP70xxL1 returns to its initial conditions.

2. These non-repetitive rated currents are peak values of either polarity.

EMC Immunity Test Ratings, $T_A = 25\text{ }^\circ\text{C}$ (Unless Otherwise Noted)

Rating	Symbol	Value	Unit
Level 3 open-circuit voltage, IEC 61000-4-2, 2001-4, ESD generator, also ITU-T K.20	$V_{O/C}$	6	kV
contact discharge air discharge		8	

Electrical Characteristics, $T_J = 25\text{ }^\circ\text{C}$ (Unless Otherwise Noted)

Parameter	Test Conditions	Min	Typ	Max	Unit
I_{DRM} Repetitive peak off-state current	$V_D = \pm V_{DRM}$			± 4	μA
$V_{(BO)}$ Breakover voltage	$dv/dt = \pm 250\text{ V/ms}$, $R_{SOURCE} = 300\ \Omega$			± 15 ± 38	V
$I_{(BO)}$ Breakover current	$dv/dt = \pm 250\text{ V/ms}$, $R_{SOURCE} = 300\ \Omega$			± 300	mA
I_H Holding current	$I_T = \pm 5\text{ A}$, $di/dt = \pm 30\text{ mA/ms}$	± 30			mA

JULY 2000 – REVISED JULY 2019

Specifications are subject to change without notice.

Users should verify actual device performance in their specific applications.

The products described herein and this document are subject to specific legal disclaimers as set forth on the last page of this document, and at www.bourns.com/docs/legal/disclaimer.pdf.

TISP70xxL1 (VLV) Overvoltage Protectors

BOURNS®

Electrical Characteristics, $T_J = 25\text{ }^\circ\text{C}$ (Unless Otherwise Noted)

Parameter	Test Conditions	Min	Typ	Max	Unit
C_{KA} Off-state capacitance	$f = 1\text{ MHz}$, $V_d = 1\text{ V rms}$, $V_D = 0$ (see Note 3)		24 17		μF
	TISP7015L1 TISP7038L1				

NOTE 3: Value for any terminal pair, three-terminal guarded measurement with zero voltage bias on the unmeasured terminal.

Thermal Characteristics

Parameter	Test Conditions	Min	Typ	Max	Unit
$R_{\theta JA}$ Junction to free air thermal resistance	$P_{tot} = 0.8\text{ W}$, $T_A = 25\text{ }^\circ\text{C}$, 5 cm^2 , FR4 PCB			170	$^\circ\text{C/W}$

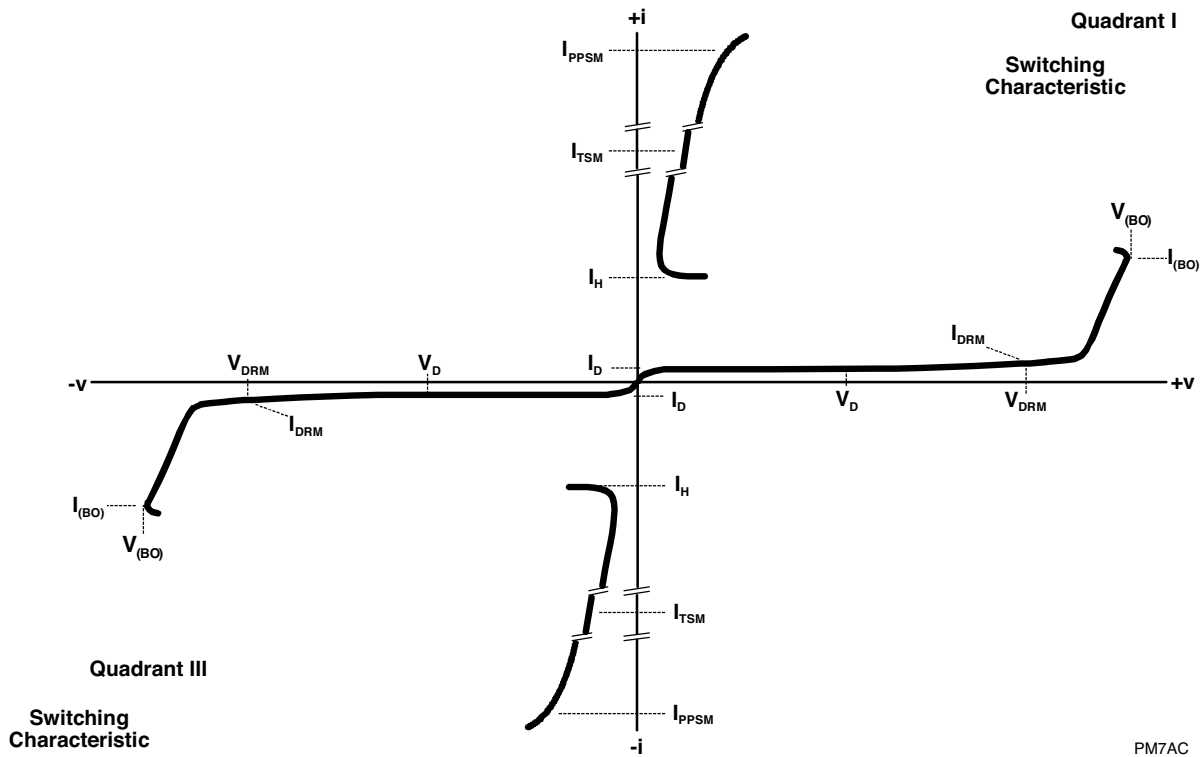
JULY 2000 – REVISED JULY 2019

Specifications are subject to change without notice.

Users should verify actual device performance in their specific applications.

The products described herein and this document are subject to specific legal disclaimers as set forth on the last page of this document, and at www.bourns.com/docs/legal/disclaimer.pdf.

Parameter Measurement Information



PM7AC

Figure 1. Voltage-Current Characteristic for any Terminal Pair

Typical Characteristics

**OFF-STATE CURRENT
vs
JUNCTION TEMPERATURE**

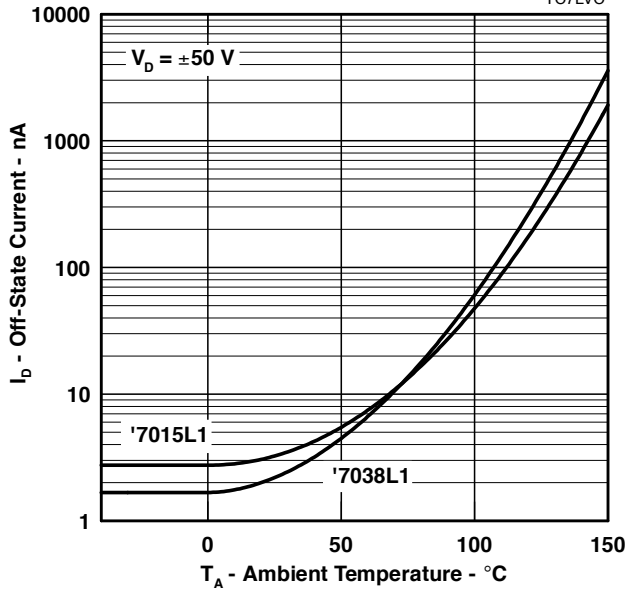


Figure 2.

**NORMALIZED BREAKOVER VOLTAGE
vs
JUNCTION TEMPERATURE**

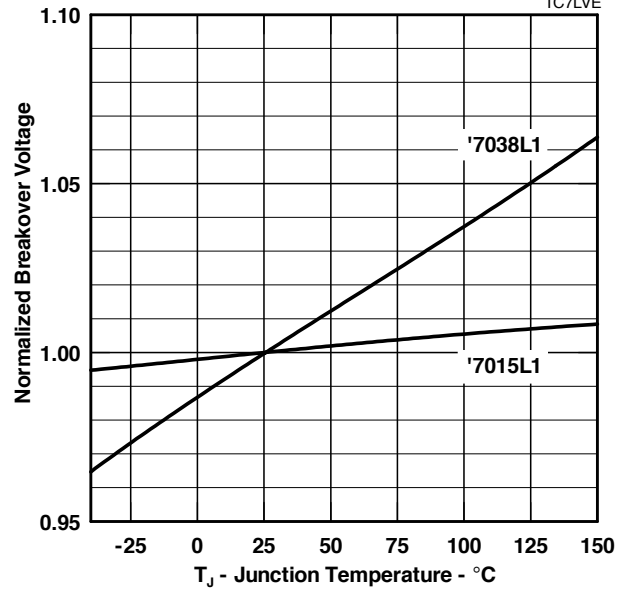


Figure 3.

**ON-STATE CURRENT
vs
ON-STATE VOLTAGE**

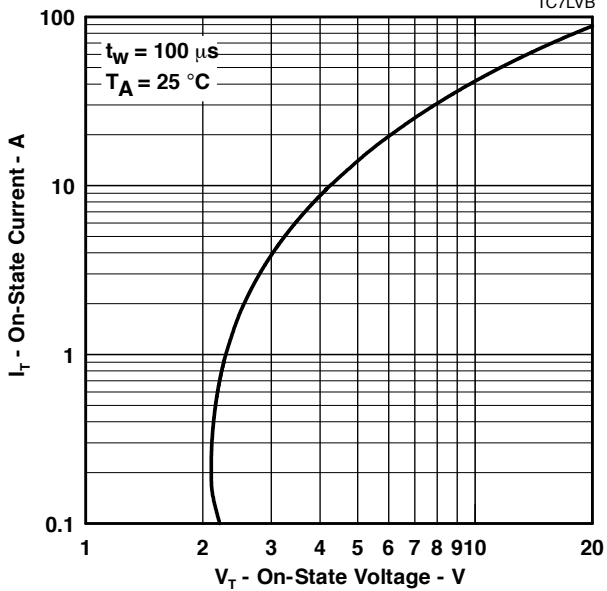


Figure 4.

**NORMALIZED HOLDING CURRENT
vs
JUNCTION TEMPERATURE**

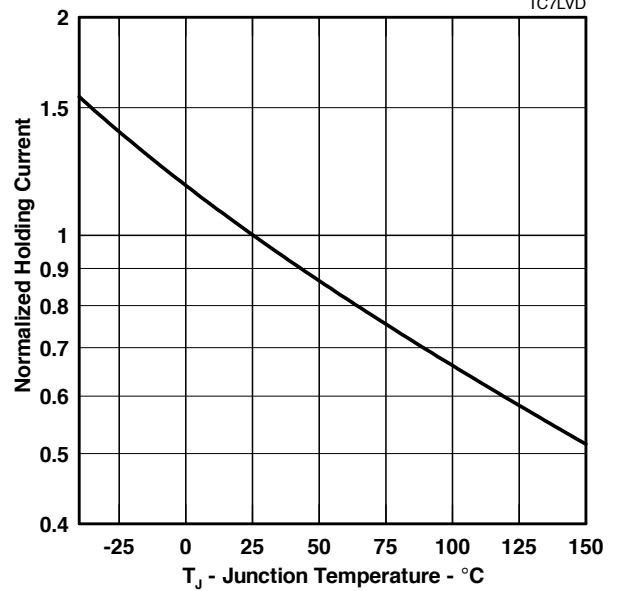


Figure 5.

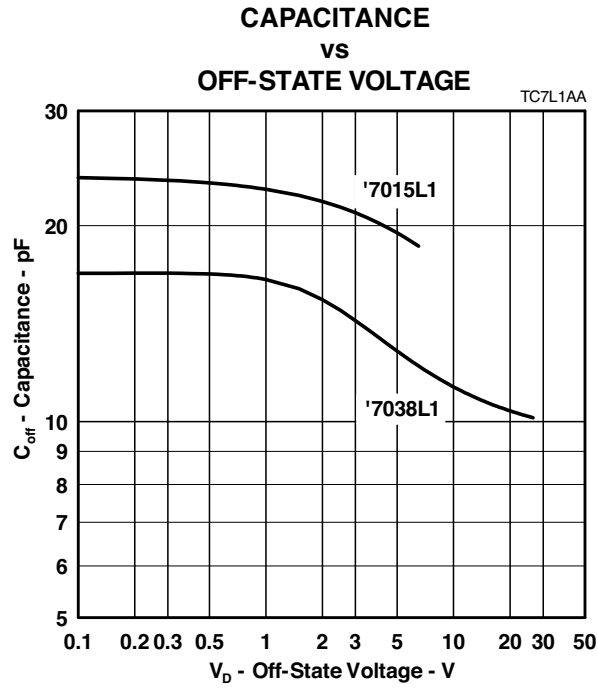
JULY 2000 – REVISED JULY 2019

Specifications are subject to change without notice.

Users should verify actual device performance in their specific applications.

The products described herein and this document are subject to specific legal disclaimers as set forth on the last page of this document, and at www.bourns.com/docs/legal/disclaimer.pdf.

Typical Characteristics



Rating and Thermal Information

NON-REPETITIVE PEAK ON-STATE CURRENT VS CURRENT DURATION

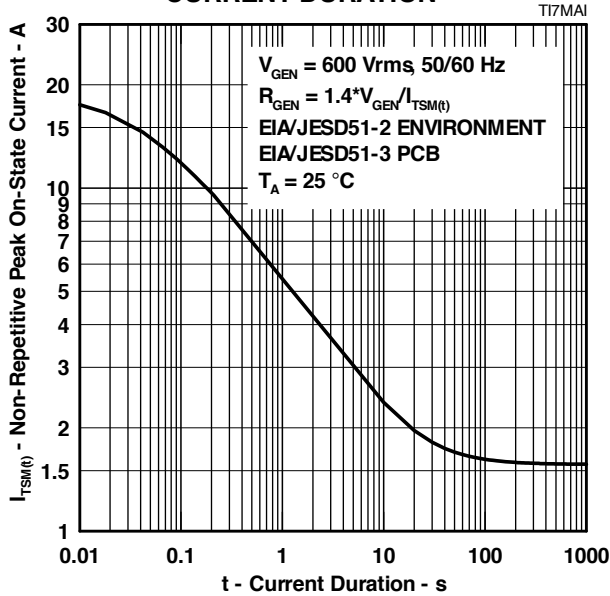


Figure 7.

V_{DRM} DERATING FACTOR VS MINIMUM AMBIENT TEMPERATURE

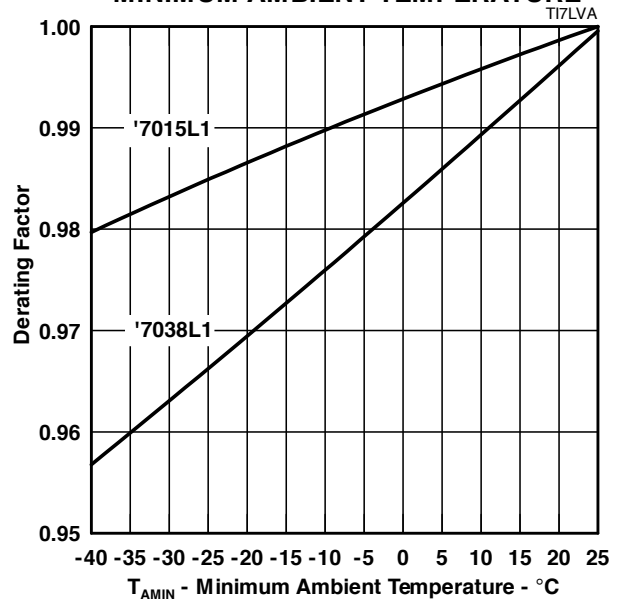


Figure 8.

MECHANICAL DATA

Device Symbolization Code

Devices will be coded as below.

Device	Symbolization Code
TISP7015L1DR-S	7015L1
TISP7038L1DR-S	7038L1



Asia-Pacific: Tel: +886-2 2562-4117 • Email: asiacus@bourns.com

Europe: Tel: +36 88 885 877 • Email: eurocus@bourns.com

The Americas: Tel: +1-951 781-5500 • Email: americus@bourns.com

www.bourns.com

JULY 2000 – REVISED JULY 2019

"TISP" is a trademark of Bourns, Ltd., a Bourns Company, and is registered in the U.S. Patent and Trademark Office.

"Bourns" is a registered trademark of Bourns, Inc. in the U.S. and other countries.

Specifications are subject to change without notice.

Users should verify actual device performance in their specific applications.

The products described herein and this document are subject to specific legal disclaimers as set forth on the last page of this document, and at www.bourns.com/docs/legal/disclaimer.pdf.

This legal disclaimer applies to purchasers and users of Bourns® products manufactured by or on behalf of Bourns, Inc. and its affiliates (collectively, “Bourns”).

Unless otherwise expressly indicated in writing, Bourns® products and data sheets relating thereto are subject to change without notice. Users should check for and obtain the latest relevant information and verify that such information is current and complete before placing orders for Bourns® products.

The characteristics and parameters of a Bourns® product set forth in its data sheet are based on laboratory conditions, and statements regarding the suitability of products for certain types of applications are based on Bourns’ knowledge of typical requirements in generic applications. The characteristics and parameters of a Bourns® product in a user application may vary from the data sheet characteristics and parameters due to (i) the combination of the Bourns® product with other components in the user’s application, or (ii) the environment of the user application itself. The characteristics and parameters of a Bourns® product also can and do vary in different applications and actual performance may vary over time. Users should always verify the actual performance of the Bourns® product in their specific devices and applications, and make their own independent judgments regarding the amount of additional test margin to design into their device or application to compensate for differences between laboratory and real world conditions.

Unless Bourns has explicitly designated an individual Bourns® product as meeting the requirements of a particular industry standard (e.g., ISO/TS 16949) or a particular qualification (e.g., UL listed or recognized), Bourns is not responsible for any failure of an individual Bourns® product to meet the requirements of such industry standard or particular qualification. Users of Bourns® products are responsible for ensuring compliance with safety-related requirements and standards applicable to their devices or applications.

Bourns® products are not recommended, authorized or intended for use in nuclear, lifesaving, life-critical or life-sustaining applications, nor in any other applications where failure or malfunction may result in personal injury, death, or severe property or environmental damage. Unless expressly and specifically approved in writing by two authorized Bourns representatives on a case-by-case basis, use of any Bourns® products in such unauthorized applications might not be safe and thus is at the user’s sole risk. Life-critical applications include devices identified by the U.S. Food and Drug Administration as Class III devices and generally equivalent classifications outside of the United States.

Bourns expressly identifies those Bourns® standard products that are suitable for use in automotive applications on such products’ data sheets in the section entitled “Applications.” Unless expressly and specifically approved in writing by two authorized Bourns representatives on a case-by-case basis, use of any other Bourns® standard products in an automotive application might not be safe and thus is not recommended, authorized or intended and is at the user’s sole risk. If Bourns expressly identifies a sub-category of automotive application in the data sheet for its standard products (such as infotainment or lighting), such identification means that Bourns has reviewed its standard product and has determined that if such Bourns® standard product is considered for potential use in automotive applications, it should only be used in such sub-category of automotive applications. Any reference to Bourns® standard product in the data sheet as compliant with the AEC-Q standard or “automotive grade” does not by itself mean that Bourns has approved such product for use in an automotive application.

Bourns® standard products are not tested to comply with United States Federal Aviation Administration standards generally or any other generally equivalent governmental organization standard applicable to products designed or manufactured for use in aircraft or space applications. Bourns expressly identifies Bourns® standard products that are suitable for use in aircraft or space applications on such products’ data sheets in the section entitled “Applications.” Unless expressly and specifically approved in writing by two authorized Bourns representatives on a case-by-case basis, use of any other Bourns® standard product in an aircraft or space application might not be safe and thus is not recommended, authorized or intended and is at the user’s sole risk.

The use and level of testing applicable to Bourns® custom products shall be negotiated on a case-by-case basis by Bourns and the user for which such Bourns® custom products are specially designed. Absent a written agreement between Bourns and the user regarding the use and level of such testing, the above provisions applicable to Bourns® standard products shall also apply to such Bourns® custom products.

Users shall not sell, transfer, export or re-export any Bourns® products or technology for use in activities which involve the design, development, production, use or stockpiling of nuclear, chemical or biological weapons or missiles, nor shall they use Bourns® products or technology in any facility which engages in activities relating to such devices. The foregoing restrictions apply to all uses and applications that violate national or international prohibitions, including embargos or international regulations. Further, Bourns® products and Bourns technology and technical data may not under any circumstance be exported or re-exported to countries subject to international sanctions or embargoes. Bourns® products may not, without prior authorization from Bourns and/or the U.S. Government, be resold, transferred, or re-exported to any party not eligible to receive U.S. commodities, software, and technical data.

To the maximum extent permitted by applicable law, Bourns disclaims (i) any and all liability for special, punitive, consequential, incidental or indirect damages or lost revenues or lost profits, and (ii) any and all implied warranties, including implied warranties of fitness for particular purpose, non-infringement and merchantability.

For your convenience, copies of this Legal Disclaimer Notice with German, Spanish, Japanese, Traditional Chinese and Simplified Chinese bilingual versions are available at:

Web Page: <http://www.bourns.com/legal/disclaimers-terms-and-policies>

PDF: <http://www.bourns.com/docs/Legal/disclaimer.pdf>