

The ECS-327MVATX is a miniature SMD 32.768 kHz Oscillator with MultiVolt™ capability of 1.6 ~ 3.6 V. Available in 5 industry standard Packages the ECS-327MVATX is ideal for RTC, Low Power/Portable, Industrial, and IoT applications.

[Request a Sample](#)

### OPERATING CONDITIONS / ELECTRICAL CHARACTERISTICS



- Low Current
- Extended Temp Range
- RoHS Compliant
- MultiVolt™ 1.6 ~ 3.6V Supply Voltage
- Tight Stability
- Compatible with 1.8V, 2.5V or 3.3V Power Supply

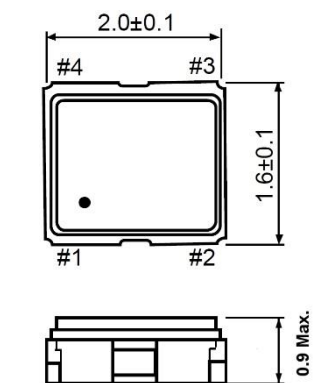
PARAMETERS	CONDITIONS	ECS-327MVATX			UNITS
		MIN	TYP	MAX	
Frequency Range			32.768		kHz
* Frequency Stability	-40 ~ +85°C (CN Opt)			±25	ppm
Supply Voltage		1.6		3.6	V
Supply Current				200	µA
Output Load	CMOS			15	pF
Output Voltage	VOH	0.9 Vdd			V
	VOL			0.1 Vdd	V
Tri-State Function	"1" VIH ≥ 0.7* Vdd = Oscillation				
	"0" VIL ≤ 0.3* Vdd = High Impedance				
Rise & Fall time	10% Vdd – 90% Vdd			30	ns
Start Up Time				5	mS
Phase Jitter (RMS)				1	pS
Duty Cycle	@ ½ Vdd			45/55	%
Standby Current				10	µA
Aging	@ +25°C			±3	ppm
Operating Temp*	(N Opt)	-40		+85	°C
Storage Temp		-55		+125	°C

### PART NUMBERING GUIDE: Example ECS-327MVATX-2-CN-TR

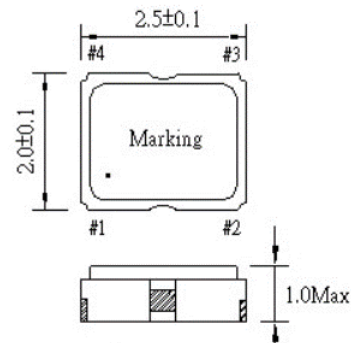
ECS	-	SERIES	PACKAGE SIZE	-	* STABILITY	TEMP RANGE -	PACKAGING
ECS	-	327MVATX 32.768 kHz MultiVolt™ Oscillator	1 = 2.0 x 1.6 mm 2 = 2.5 x 2.0 mm 3 = 3.2 x 2.5 mm 5 = 5.0 x 3.2 mm 7 = 7.0 x 5.0 mm	-	A = ±100 ppm B = ±50 ppm C = ±25 ppm D = ±20 ppm	L = -10 ~ +70°C M = -20 ~ +70°C N = -40 ~ +85°C	-TR = 1K -TR3 = 3K Qty/Reel

\* Frequency Stability includes initial tolerance, temperature, supply voltage and load change reflow frequency shift.

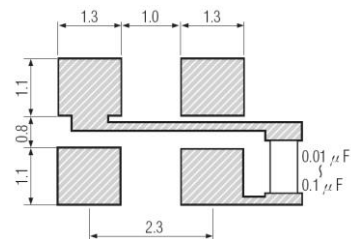
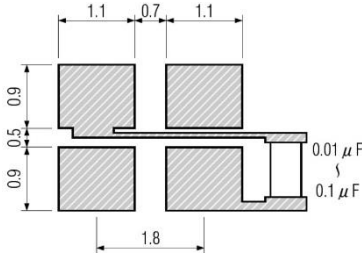
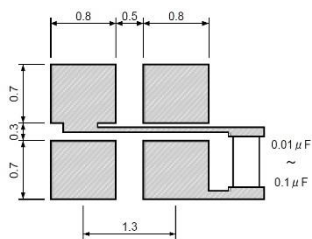
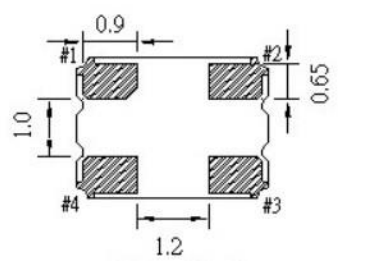
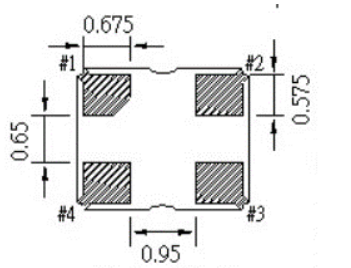
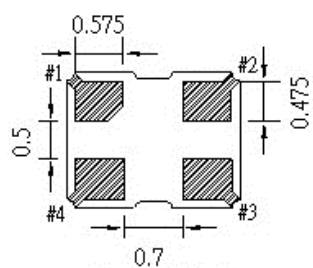
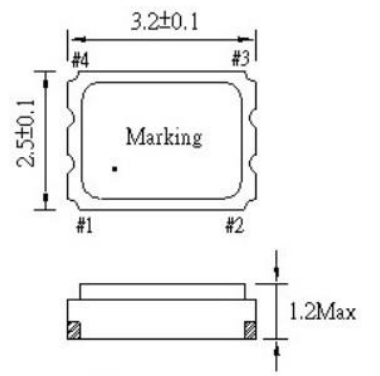
1 = 2.0 x 1.6 Package



2 = 2.5 x 2.0 Package



3 = 3.2 x 2.5 Package



**Figure 1)** Top, Side, Bottom views and Suggested Land

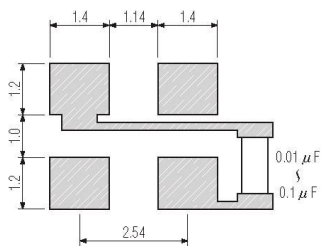
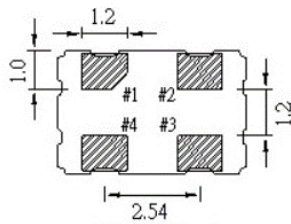
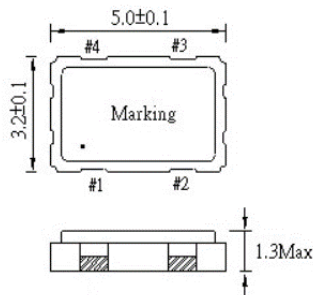
**Figure 2)** Top, Side, Bottom views and Suggested Land

**Figure 3)** Top, Side, Bottom views and Suggested Land

### PAD CONNECTIONS

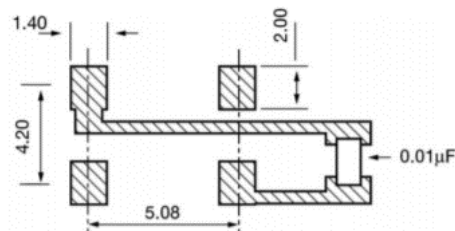
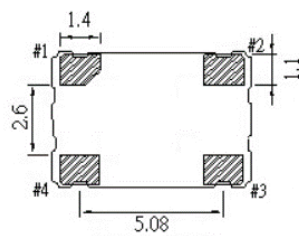
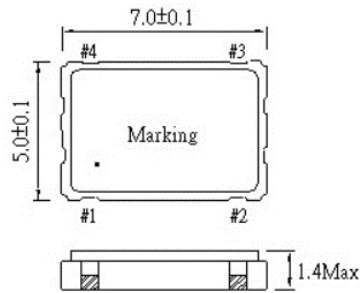
1	Tri-state
2	Gnd
3	Output
4	Vdd

5 = 5 x 3.2 Package



**Figure 4)** Top, Side, Bottom views and Suggested Land

7 = 7 x 5 Package



**Figure 5)** Top, Side, Bottom views and Suggested Land

**PAD CONNECTIONS**

1	Tri-state
2	Gnd
3	Output
4	Vdd