

LISA2-RS-PIN

~19° spot beam. 6.8 mm high variant with location pin installation.

TECHNICAL SPECIFICATIONS:

| | |
|----------------|-----------|
| Dimensions | Ø 9.9 mm |
| Height | 6.8 mm |
| Fastening | glue, pin |
| ROHS compliant | yes ⓘ |

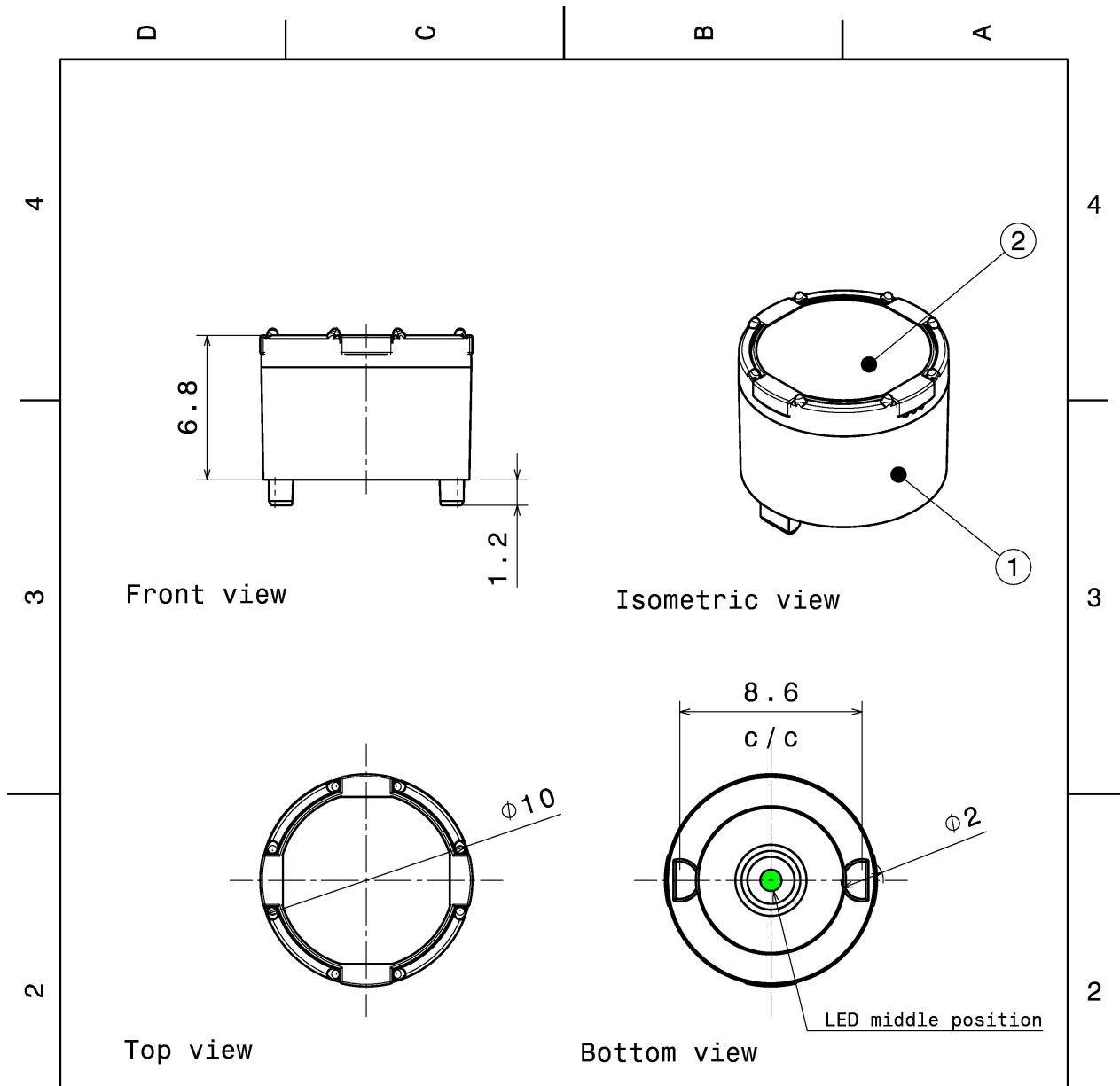


MATERIAL SPECIFICATIONS:

| Component | Type | Material | Colour | Finish |
|---------------|-------------|----------|--------|--------|
| LISA2-RS | Single lens | PMMA | clear | |
| LISA2-HLD-PIN | Holder | PC | black | |

ORDERING INFORMATION:

| Component | | Qty in box | MOQ | MPQ | Box weight (kg) |
|-------------------------------|-------------|------------|-----|-----|-----------------|
| FP11055_LISA2-RS-PIN | Single lens | 2000 | 300 | 100 | 1.4 |
| » Box size: 310 x 230 x 60 mm | | | | | |



| INDEX | PART NO | DESCRIPTION | MATERIAL | COLOUR |
|-------|---------|---------------|----------|--------|
| 1 | F10989 | LISA2-HLD-PIN | PC | black |
| 2 | - | LISA2_lens | PMMA | |

Tolerances if not otherwise shown
According to DIN ISO 2768-1
Linear measures:
up to 30mm class M, otherwise class C
According to DIN ISO 2768-2
Form and position: class L

LEDiL Ledil Oy
Salorankatu 10
FIN 24240 SALO
Finland

THIRD ANGLE PROJECTION:

DRAWING TITLE
Lisa2-PIN-XP assembly

This drawing is the property of LEDiL Oy. It may not be reproduced, copied or communicated without a written agreement with LEDiL Oy.

| SIZE | PART NUMBER |
|------|-------------|
| A4 | - |

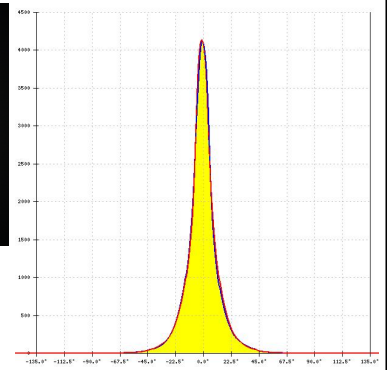

| SCALE | 4:1 | WEIGHT | 0,5 g | SHEET | 1/1 |
|-------|-----|--------|-------|-------|-----|
|-------|-----|--------|-------|-------|-----|

See also our general installation guide: www.ledil.com/installation_guide

PHOTOMETRIC DATA (MEASURED):

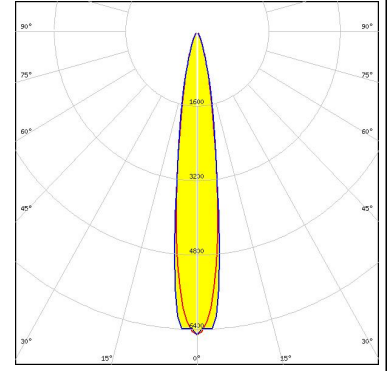
CREE LED

LED XD16
 FWHM / FWTM 15.0° / 42.0°
 Efficiency 70 %
 Peak intensity 4.2 cd/lm
 LEDs/each optic 1
 Light colour White
 Required components:



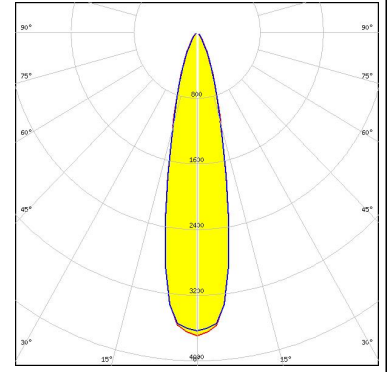
CREE LED

LED XP-E
 FWHM / FWTM 16.0°
 Efficiency 90 %
 Peak intensity 6.5 cd/lm
 LEDs/each optic 1
 Light colour White
 Required components:



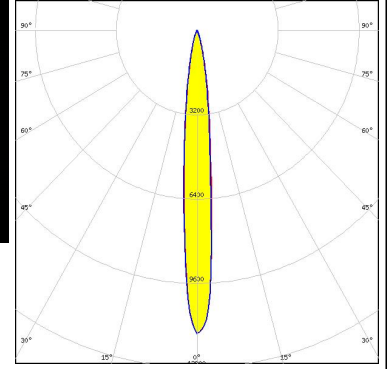

CREE LED

LED XP-G
 FWHM / FWTM 24.0°
 Efficiency 90 %
 LEDs/each optic 1
 Light colour White
 Required components:


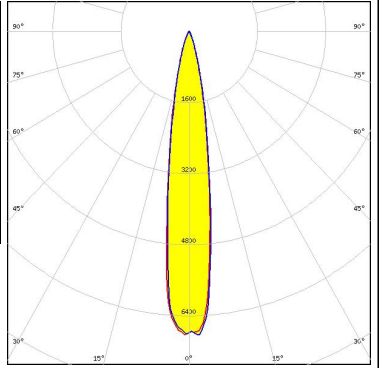

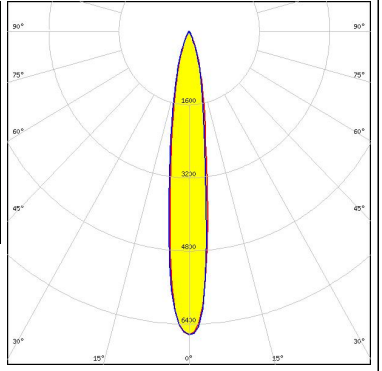

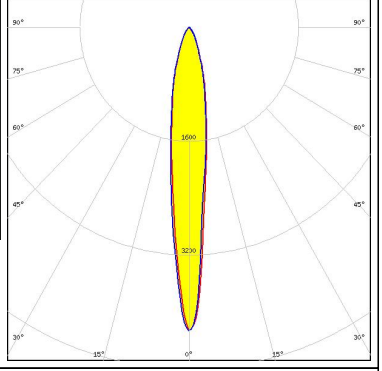




CREE LED

LED XQ-E HI
 FWHM / FWTM 11.0° / 27.0°
 Efficiency 86 %
 Peak intensity 11.5 cd/lm
 LEDs/each optic 1
 Light colour White
 Required components:



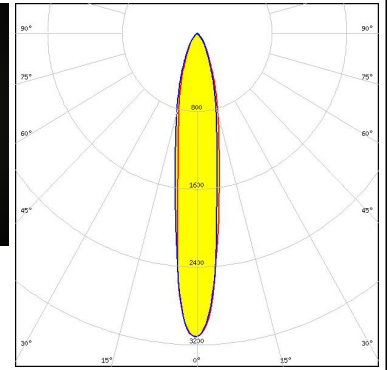
PHOTOMETRIC DATA (MEASURED):

| | | |
|---|--|---|
| <p>LUMILEDS</p> <p>LED LUXEON C</p> <p>FWHM / FWTM 16.0° / 35.0°</p> <p>Efficiency 87 %</p> <p>Peak intensity 6.8 cd/m</p> <p>LEDs/each optic 1</p> <p>Light colour White</p> <p>Required components:</p> |  |  |
| <p>LUMILEDS</p> <p>LED LUXEON Z ES</p> <p>FWHM / FWTM 15.0° / 38.0°</p> <p>Efficiency 84 %</p> <p>Peak intensity 6.6 cd/m</p> <p>LEDs/each optic 1</p> <p>Light colour White</p> <p>Required components:</p> |  |  |
| <p>NICHIA</p> <p>LED NCSxE17A</p> <p>FWHM / FWTM 13.0° / 43.0°</p> <p>Efficiency 72 %</p> <p>Peak intensity 4.3 cd/m</p> <p>LEDs/each optic 1</p> <p>Light colour White</p> <p>Required components:</p> |  |  |
| <p>OSRAM Opto Semiconductors</p> <p>LED SFH 4180S</p> <p>FWHM / FWTM 9.0° / 24.0°</p> <p>Efficiency %</p> <p>LEDs/each optic 1</p> <p>Light colour IR</p> <p>Required components:</p> |  |  |

PHOTOMETRIC DATA (MEASURED):

SAMSUNG

LED LH181B
FWHM / FWTM 16.0° / 50.0°
Efficiency 71 %
Peak intensity 3.1 cd/lm
LEDs/each optic 1
Light colour White
Required components:



SHARP

LED Double Dome (GM2BB)
FWHM / FWTM 18.0°
Efficiency 90 %
LEDs/each optic 1
Light colour White
Required components:

PHOTOMETRIC DATA (SIMULATED):

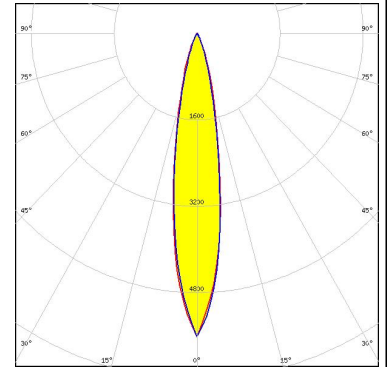
| | |
|---|--|
| <p>CREE LED</p> <p>LED: XQ-A FWHM / FWTM: 10.0° / 20.0° Efficiency: 90 % Peak intensity: 21.5 cd/lm LEDs/each optic: 1 Light colour: White Required components:</p> | |
| <p>CREE LED</p> <p>LED: XQ-E HD FWHM / FWTM: 14.5° / 28.5° Efficiency: 91 % Peak intensity: 10.1 cd/lm LEDs/each optic: 1 Light colour: White Required components:</p> | |
| <p>LUMILEDS</p> <p>LED: LUXEON IR 2720 FWHM / FWTM: 14.0° / 34.0° Efficiency: 88 % LEDs/each optic: 1 Light colour: IR Required components:</p> | |
| <p>OSRAM <small>Opto Semiconductors</small></p> <p>LED: OSLOM Black Flat FWHM / FWTM: 12.0° / 28.0° Efficiency: 89 % Peak intensity: 11.4 cd/lm LEDs/each optic: 1 Light colour: White Required components:</p> | |

PHOTOMETRIC DATA (SIMULATED):

OSRAM

Opto Semiconductors

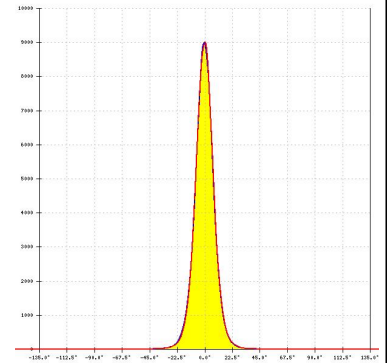
LED OSLON Square EC
 FWHM / FWTM 18.0° / 40.0°
 Efficiency 90 %
 Peak intensity 5.6 cd/lm
 LEDs/each optic 1
 Light colour White
 Required components:



OSRAM

Opto Semiconductors

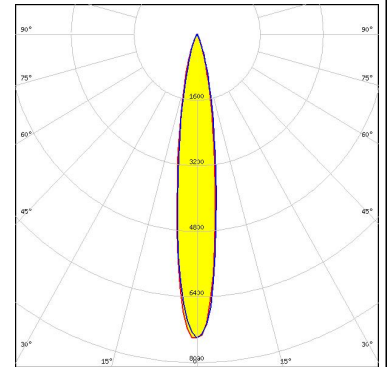
LED OSLON SSL 150
 FWHM / FWTM 16.0° / 32.0°
 Efficiency 92 %
 Peak intensity 9 cd/lm
 LEDs/each optic 1
 Light colour White
 Required components:



OSRAM

Opto Semiconductors

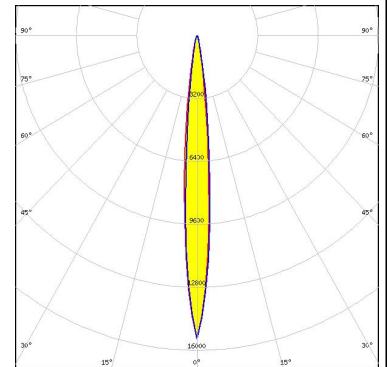
LED OSLON SSL 80
 FWHM / FWTM 16.0° / 35.0°
 Efficiency 90 %
 Peak intensity 7.5 cd/lm
 LEDs/each optic 1
 Light colour White
 Required components:



OSRAM

Opto Semiconductors

LED SFH 4170S
 FWHM / FWTM 10.0° / 22.0°
 Efficiency 77 %
 LEDs/each optic 1
 Light colour IR
 Required components:



GENERAL INFORMATION:

NOTE: The typical beam angle will be changed by different color, chip size and chip position tolerance. The typical total beam angle is the full angle measured where the luminous intensity is half of the peak value.

MATERIALS:

As part of our continuous research and improvement processes, and to ensure the best possible quality and availability of our products, LEDiL reserves the right to change material grades without notice.

PRODUCT DATA USER AGREEMENT AND DISCLAIMER:

The measured data in the provided downloadable LEDiL Product Datasheets and Mechanical 2D-Drawings is rounded and provided as reference for planning. LEDiL Oy's optical specifications have been verified by conducting performance testing of the products in accordance with the company's quality system. The reported data are averaged results of multiple measurements with typical variation. LEDiL Oy reserves the right to without prior notification make changes and improvements to its products.

LEDiL Oy assumes neither warranty, nor guarantee nor any other liability of any kind for the contents and correctness of the provided data. The provided data has been generated with highest diligence but the provided data may in reality not represent the complete possible variation range of all intrinsic parameters. Therefore, in certain cases a deviation from the provided data could occur.

LEDiL Oy reserves the right to undertake technical changes of its products without further notification which could lead to changes in the provided data. LEDiL Oy assumes no liability of any kind for the possible deviation from any provided data or any other damage resulting from the usage of the provided data.

The user agrees to this disclaimer and user agreement with the download or usage of the provided files.

LEDiL Oy

Joensuunkatu 13
FI-24240 SALO
Finland

LEDiL Inc.

228 West Page Street
Suite D
Sycamore IL 60178
USA

Ledil Optics Technology (Shenzhen) Co., Ltd.

405 , Block B
Casic Motor Building
Shenzhen 518057
P.R.CHINA

Local sales and technical support

[www.ledil.com/
where_to_buy](http://www.ledil.com/where_to_buy)

Shipping locations

Salo, Finland
Hong Kong, China

Distribution Partners

[www.ledil.com/
where_to_buy](http://www.ledil.com/where_to_buy)