

IEC Plug I, Cord Connector (Rewireable), Straight



Rewireable connector



Example with assembled cable



See below:  
[Approvals and Compliances](#)

**Description**

- Cord Connectors (Rewireable) :  
 Screw-on mounting
- 1 Function
- Appliance Inlet , Pin temperature 70 °C , Protection class I
- Cable

**References**

Substitute for type [0106](#); [1612](#)

**Weblinks**

[pdf data sheet](#), [html datasheet](#), [General Product Information](#), [Approvals](#), [Distributor-Stock-Check](#), [Accessories](#), [Detailed request for product](#)

**Technical Data**

Ratings IEC	16 A / 250 VAC; 50 Hz
Ratings UL/CSA	20 A / 250 VAC; 60 Hz
Dielectric Strength	> 2 kVAC between L-N > 2 kVAC between L/N-PE (1 min/50Hz)
Allowable Operation Temperature	-25 °C to 70 °C
Protection against electric shock	Suitable for appliances with protection class I acc. to IEC 61140
Terminal	Cable
Material: Housing	Thermoplastic, black, UL 94V-0

Appliance inlet/-outlet	I acc. to IEC 60320-1, UL 60320-1, CSA C22.2 no. 60320-1 (for cold conditions) pin-temperature 70 °C, 16 A, Protection Class I
-------------------------	--

**Approvals and Compliances**

Detailed information on product approvals, code requirements, usage instructions and detailed test conditions can be looked up in [Details about Approvals](#)

SCHURTER products are designed for use in industrial environments. They have approvals from independent testing bodies according to national and international standards. Products with specific characteristics and requirements such as required in the automotive sector according to IATF 16949, medical technology according to ISO 13485 or in the aerospace industry can be offered exclusively with customer-specific, individual agreements by SCHURTER.

**Approvals**

The approval mark is used by the testing authorities to certify compliance with the safety requirements placed on electronic products.

Approval Reference Type: 4796

Approval Logo	Certificates	Certification Body	Description
	<a href="#">VDE Approvals</a>	VDE	Certificate Number: 40008629
	<a href="#">UL Approvals</a>	UL	UL File Number: E96454
	<a href="#">CCC Approvals</a>	CCC	CCC Certificate Number: 2014010204709155


## Product standards

Product standards that are referenced

Organization	Design	Standard	Description
	Designed according to	IEC 60320-1	Appliance couplers for household and similar general purposes
	Designed according to	UL 60320-1	Standard for Attachment Plugs and Receptacles
	Designed according to	CSA C22.2 no. 60320-1	General Use Receptacles, Attachment Plugs, and Similar Wiring Devices






## Application standards

Application standards where the product can be used

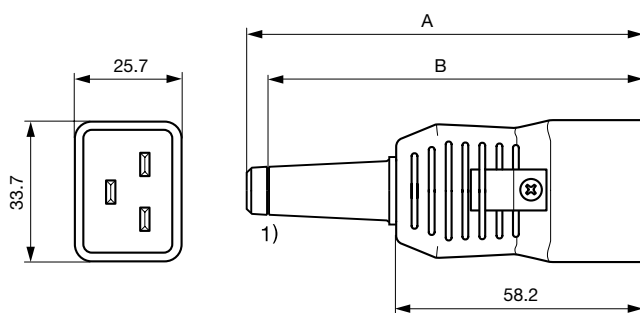
Organization	Design	Standard	Description
	Designed for applications acc.	IEC/UL 62368-1	Audio/video, information and communication technology equipment - Part 1: Safety requirements

## Compliances

The product complies with following Guide Lines

Identification	Details	Initiator	Description
	<a href="#">CE declaration of conformity</a>	SCHURTER AG	The CE marking declares that the product complies with the applicable requirements laid down in the harmonisation of Community legislation on its affixing in accordance with EU Regulation 765/2008.
	<a href="#">UKCA declaration of conformity</a>	SCHURTER AG	The UKCA marking declares that the product complies with the applicable requirements laid down in the British Amendment of Regulation (EC) 765/2008.
	RoHS	SCHURTER AG	Directive RoHS 2011/65/EU, Amendment (EU) 2015/863
	China RoHS	SCHURTER AG	The law SJ / T 11363-2006 (China RoHS) has been in force since 1 March 2007. It is similar to the EU directive RoHS.
	REACH	SCHURTER AG	On 1 June 2007, Regulation (EC) No 1907/2006 on the Registration, Evaluation, Authorization and Restriction of Chemicals 1 (abbreviated as "REACH") entered into force.

## Dimensions [mm]



1) Cut strain relief 8 (10) mm here for 10 mm cable

A: Strain relief 8 mm: 93.2 mm

B: Strain relief 10 mm: 88.2 mm

## All Variants

Color	Recommended cable diameter	Max. wire size	L = Length of cable guard	Order Number
black	8 (10) mm	3 x 1.5 mm <sup>2</sup> / 3 x 14 AWG	-	4796.0000
black	10 mm	3 x 1.5 mm <sup>2</sup> / 3 x 14 AWG	-	4796.0100

 Most Popular.

Availability for all products can be searched real-time: <https://www.schurter.com/en/Stock-Check/Stock-Check-SCHURTER>

Max. torque for screws: Terminals: 0.8 Nm, Cable clamps: 0.4 Nm, Cover: 0.4 Nm

**Packaging unit** 50 Pcs

**Accessories**

**Description**



[Cord retaining kits](#)  
 Cord retaining strain relief

Countersunk, J	4700.0009
Flat head, L	4700.0011

**Mating Outlets/Connectors**

**Category / Description**



[Appliance Outlet Overview complete](#)

4797-5, Mounting: Snap-in version, For PCB mounting, 250 VAC, 16 A, Appliance Outlet: IEC type J	4797-5
4797, Mounting: Snap-in or screw-on mounting, Solder / Quick Connect, 250 VAC, 16 A, Appliance Outlet: IEC type J	4797
5017, Mounting: Screw-on mounting, 250 VAC, 16 A, Appliance Outlet: IEC	5017
5216, Mounting: Screw-on mounting, Quick connect terminals, 250 VAC, 16 A, Appliance Outlet: IEC type J	5216



[Connector Overview complete](#)

4795, Mounting: Power Cord, Cable Connector: IEC C19	4795
4790, Mounting: Power Cord, Screw Connector: IEC C19	4790
0104U, Mounting: Power Supply Cord, Screw clamps Connector: IEC C19	0104U