

SUMMARY



Image is for illustrative purpose only

Wires

Low voltage 4

| | |
|------------------|-----------------------------------|
| Series | 0B |
| Termination type | Female solder |
| IP rating | 50 |
| AWG wire size | 30.00 - 22.00 |
| Cable Ø | 0.00 - 0.00 mm |
| Status | active |
| Matching parts | FGG.0B.304.CLAD56 |

Download

[Request a quote](#)

[Eplan](#)

[Catalog](#)

TECHNICAL DETAILS

Mechanics

| | |
|-------------------|---|
| Shell Style/Model | EG*: Fixed receptacle, nut fixing |
| Keying | 1 key (alpha=0, plug: male contacts, receptacle: female contacts) |
| Housing Material | Brass (chrome plated [SAE AMS 2460]) shell and collet nut, nickel plated [SAE AMS QQ N 290] brass latch sleeve and mid pieces |
| Weight | 4.41 g |

Performance

| | |
|---------------|---------------------------|
| Configuration | 0B.304 : 4 Low Voltage |
| Insulator | L: PEEK (UL 94 / V-0/1.5) |
| Rated Current | 7 Amps |

Specifications

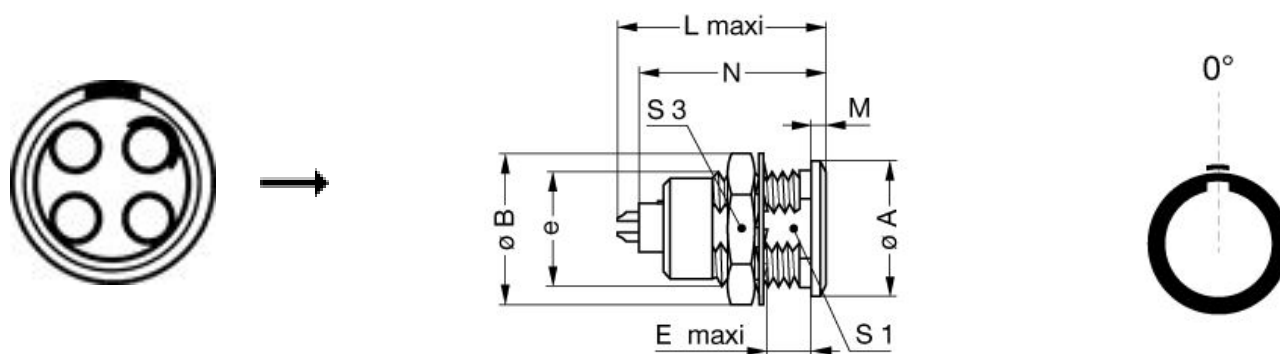
| | |
|--------------------------|-------------------------------|
| Contact Type: | Solder |
| Contact Dia.: | 0.7 mm (0.028in) |
| Bucket Dia.: | 0.8 mm (0.031in) |
| Max. Solid Conductor: | 0.34 mm ² (AWG 22) |
| Max. Stranded Conductor: | 0.34 mm ² (AWG 22) |
| R (max): | 6.1 mOhm |
| Vtest (contact-contact): | 850 V (AC), 1200 V (DC) |
| Vtest (contact-shell): | 700 V (AC), 1000 V (DC) |

LEMO products and services are provided "as is". LEMO makes no warranties or representations with regard to LEMO product & services or use of them, express, implied or statutory, including for accuracy, completeness, or security. The user is fully responsible for his products and applications using LEMO components.

Others

Endurance (Shell): 5000
 Temp (min / max): -55° C / +250° C
 Humidity (max): <=95% [at 60 deg C /140 F]
 Vibration: 15 g [10 Hz - 2000 Hz]
 Shock Resistance: 100 g [6 ms]
 Climatical Category: 50/175/21
 Shielding (min): 75 dB (10 MHz)
 Shielding (min): 40 dB (1 GHz)
 Salt Spray Corrosion: >1000 hr

DRAWINGS



Dimensions



















| | A | B | E | L | M | N | S1 | S3 | e |
|-----|------|------|------|------|------|------|------|------|--------|
| mm. | 10 | 12.5 | 7 | 20.7 | 1.2 | 19.1 | 8.2 | 11 | M9x0.6 |
| in. | 0,39 | 0,49 | 0,28 | 0,81 | 0,05 | 0,75 | 0,32 | 0,43 | |

RECOMMENDED BY LEMO

Tools

LEMO products and services are provided "as is". LEMO makes no warranties or representations with regard to LEMO product & services or use of them, express, implied or statutory, including for accuracy, completeness, or security. The user is fully responsible for his products and applications using LEMO components.

Cables

| | | | |
|--------------------|---------------|-------|---|
| CMN.04.T22.047QGC | TPR | Grey | |
| CMN.04.T22.048QGZE | TPR (medical) | Grey |  |
| CMN.04.T28.031PGCE | PVC | GREY |  |
| CMN.04.T28.031PGZE | | Grey |  |
| CMN.04.T28.031PNCE | PVC | Black |  |
| CMN.04.T28.031PNZE | | |  |
| CMN.04.T28.031QGC | TPR | Grey | |
| 140240 | PVC | Black |  |
| 140250 | PVC | Grey |  |
| 40080 | PVC | Black | |
| 40086 | PVC | Blue | |
| 40140 | PVC | Black |  |
| 40240 | PTFE | White |  |
| 40260 | PVC | Black |  |
| 4041 | PVC | Grey |  |
| 4050 | PVC | Black |  |
| 4080 | PVC | Grey | |
| 417920 | PVC | Grey |  |
| 4220 | PVC | Black |  |
| 4221 | PVC | Black |  |
| 4260 | PTFE | White |  |
| 4280 | PVC | Black |  |
| 80080 | PVC | Grey | |
| 80082 | PVC | Red | |
| 80084 | PVC | Black | |
| CTR.75.030.121870G | PVC | Grey |  |

LEMO products and services are provided "as is". LEMO makes no warranties or representations with regard to LEMO product & services or use of them, express, implied or statutory, including for accuracy, completeness, or security. The user is fully responsible for his products and applications using LEMO components.