

24 Watt DoE Level VI Universal Input, Wall-mount Adapters With Interchangeable AC plug

INPUT SPECIFICATIONS

All specifications are typical at nominal input, full load.

INPUT SPECIFICATIONS

Input Voltage	AC 100 – 240VAC
Input Frequency	50 – 60Hz
Input Current	0.58A Max
Protection	Internal Primary Current Fuse Inrush Limiting

OUTPUT SPECIFICATIONS

Output Voltage	See Chart
Efficiency	DoE Level VI, Energy Star, ErP Stage 2, NRCAN, GEMS Level VI
Protection	Short Circuit Protection Over Current Protection Over Voltage Protection
Ripple	1 - 2 % Vp-p (max)
Hold-Up Time	10 mS (min)
Transient Response	0.5mS for 50% Load Change(typ)
Load Regulation	± 5% (typ)
Leakage Current	0.25mA @ 2 pin

GENERAL SPECIFICATIONS

MTBF(Calculated)	300,000 Calculated hours at 25°C by Telcordia SR-332
Dielectric Withstanding Voltage	3,000 VAC Primary – Secondary
EMI Conduction & Radiation	Compliance to EN55022 Class B
Harmonic Current	Compliance to EN61000-3-2,3
EMS Immunity	Compliance to EN61000-4- 2,3,4,5,6,8,11
Safety Approvals	UL/cUL/CE/CB/GS/PSE/FCC/RCM



FEATURES

- DoE LEVEL VI
- UNIVERSAL INPUT (AC100-240V)
- OVER VOLTAGE PROTECTION
- OVER CURRENT PROTECTION
- SHORT CIRCUIT PROTECTION
- ROHS COMPLIANT

ENVIRONMENTAL SPECIFICATIONS

Operating Temperature	0°C~+40°C
Storage Temperature	-20°C ~ +80°C
Cooling.	Convection
Operating Humidity	20 – 80% Rh
Storage Humidity	10 – 90% Rh

MECHANICAL SPECIFICATIONS

Case Dimension	L75 x W36 x H66(mm)
Available Input Connectors	USA, EU, UK, AUS, CHN, KOR
DC Cord	18AWG (Optional 20 & 22 AWG)
Output Connector	5.5 x 2.1 x 9.5 mm C+

Model Number	Output Voltage	Output Current	Max Output Power
KTPS24-05040MP-VI	5.0V	4.0A	20.00W
KTPS24-06035MP-VI	5.9V	3.5A	20.65W
KTPS24-06040MP-VI	5.9V	4.0A	23.60W
KTPS24-07030MP-VI	7.0V	3.0A	21.00W
KTPS24-07530MP-VI	7.5V	3.0A	22.50W
KTPS24-09025MP-VI	9.0V	2.5A	22.50W
KTPS24-12020MP-VI	12.0V	2.0A	24.00W
KTPS24-15016MP-VI	15.0V	1.6A	24.00W
KTPS24-24010MP-VI	24.0V	1.0A	24.00W
KTPS24-48005MP-VI	48.0V	0.5A	24.00W

Part Number Key:

KTPS24- xxx yy MP - VI - z - p

xxx = output voltage

12=12.0V 135 = 13.5V example

yy = output current

55 = 5.5 amp example

z = AC input plug

C = IEC 320 C14, D=IEC 320 C6

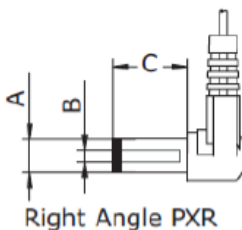
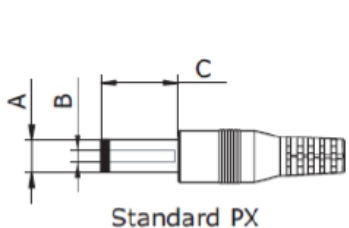
p = output connector

P1/(R)* = 2.1/5.5/9.5mm, P2/(R)* = 2.5/5.5/9.5...

* **R** = Right Angle Connectors

Note: Center Positive (+) standard

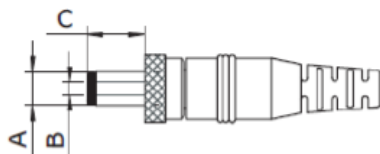
Standard DC Plug



	A	B	C	Unit
P1 / P1R	5.5	2.1	9.5	mm
P2 / P2R	5.5	2.5	9.5	mm
P3 / P3R	3.5	1.35	9.5	mm
P4 / P4R	3.8	1.35	9.5	mm
P5 / P5R	3.8	1.05	9.5	mm

P100 = User Defined

Locking DC Plug



	A	B	C	Unit
P6	5.5	2.1	9.5	mm
P7	5.5	2.5	9.5	mm



KTPS24 Series

DoE Level VI

8.Mechanical :

8.1 Weight : 170 g Typical

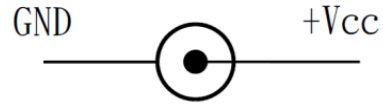
8.2 Cable Type : Black UL2468 18AWG
(Wire + Plug)

8.3 Cable Length : 1000mm

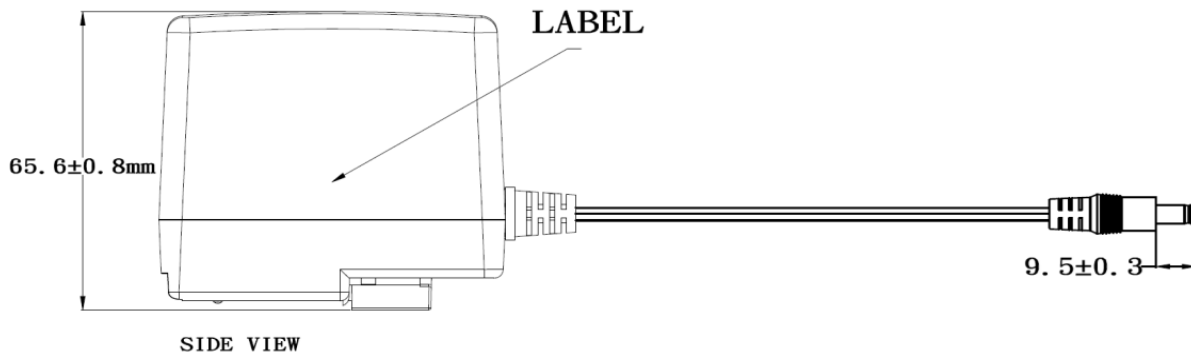
8.4 Case Dimension : 75mm(L)*35.8mm(W)*65.6mm(H)

8.5 Material Flammability : UL 94V-0

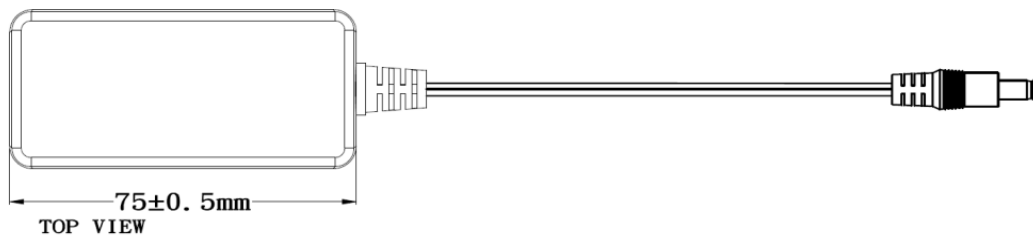
8.6 External Apperance : As drawing below (Scale → mm)



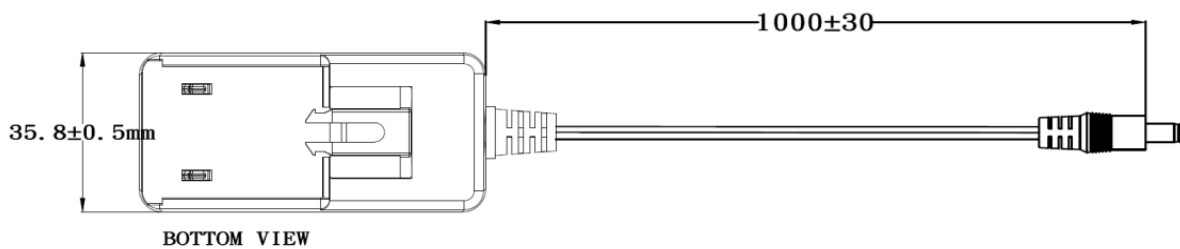
Output Cable Plug Pin Assignment



SIDE VIEW



TOP VIEW



BOTTOM VIEW



KTPS24 Series

DoE Level VI

Available AC Plugs:

<input type="checkbox"/> USA	<input type="checkbox"/> Europe	<input type="checkbox"/> U.K.	<input type="checkbox"/> Australia	<input type="checkbox"/> China	<input type="checkbox"/> Korea
39.2*31.2* 26	39.2*35*45	39.2*48.6*37.5	40*55*34	39.2*31.2* 26	39.2*35*45
