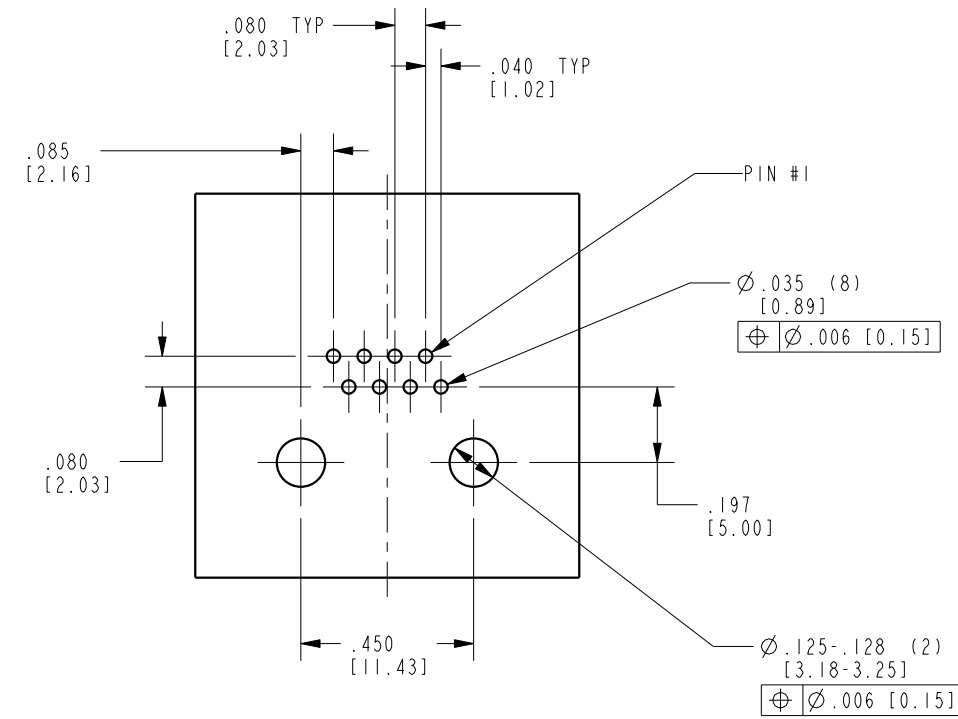
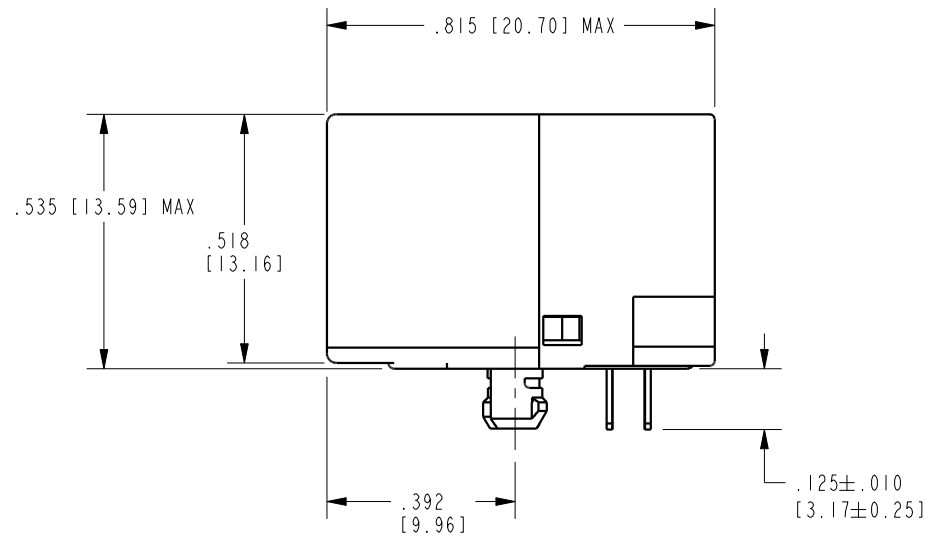
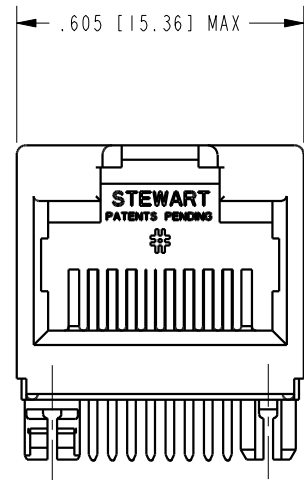
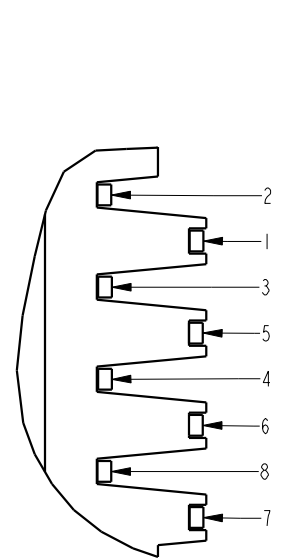


DATE	REV.	ECN	APP'D BY
2-17-15	A3	10260	ADB
2-9-16	A4	10532	TRM

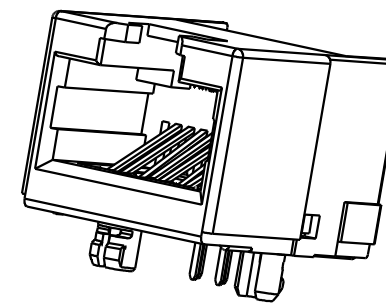
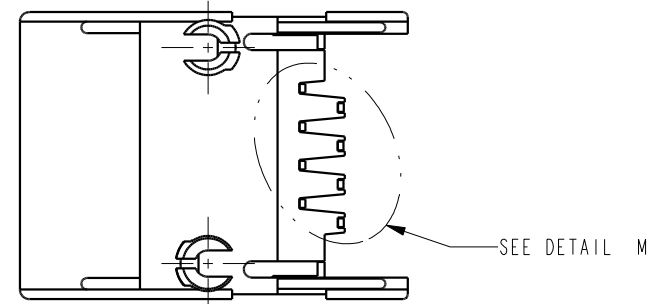


RECOMMENDED PCB HOLE LAYOUT
SEEN FROM COMPONENT SIDE
ALL CENTERLINE DIMENSIONS ARE BASIC

- NOTES:
- CONNECTOR MATERIALS:
HOUSING: THERMOPLASTIC UL94 V-0
CONTACT: COPPER ALLOY
CONTACT PLATING: SELECTIVE PLATING IN CONTACT AREA
SEE CHART FOR DETAILS.
 - FOR PRODUCT SPECIFICATION SEE PR030-01.
 - RATED AT MAX. 260° FOR MAX. 10 SECS.
 - DIMENSIONS AND TOLERANCES COMPLY WITH TIA-1096 STANDARD.
 - PRODUCT DESIGNED FOR CAT 6 APPLICATIONS.



DETAIL M
OUTPUT PIN DESIGNATIONS

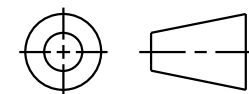


50 MICRO-INCHES [1.27um] Au OR 5 MICRO-INCHES [0.13um] Au OVER 30 MICRO-INCHES [0.76um] PdNi	SS60000-010G
CONTACT PLATING IN MATING AREA	PART NUMBER

EPP-918A TYPICAL PROPERTIES		
PROPERTY	VALUE	TEST METHOD
COLOR	LIGHT YELLOW	
SPECIFIC GRAVITY	0.75	ASTM D-792
DENSITY	0.89	ASTM D-1480
OPERATING TEMPERATURE RANGE	-40°C TO 85°C	
WATER SOLUBILITY	NEGIGIBLE	



THIRD ANGLE PROJECTION



11118 Susquehanna Trail South
Glen Rock, PA 17327-9199
(717) 235-7512
<http://www.stewartconnector.com>

DO NOT SCALE DRAWING

DRAWING IS SUBJECT TO
CHANGE WITHOUT NOTICE

DIMENSIONS: INCHES [METRIC]

UNLESS OTHERWISE SPECIFIED
TOLERANCES ARE ±.005 [0.13]
ANGLES ARE ±1°

SHEET NO.
1 OF 1

60 SERIES UNSHIELDED RIGHT ANGLE JACK
CONTAINS EPP-918A, HIGH TEMP APPLICATION

THIS DRAWING AND THE SUBJECT MATTER SHOWN THEREON
ARE CONFIDENTIAL AND THE PROPRIETARY PROPERTY OF
STEWART CONNECTOR AND SHALL NOT BE REPRODUCED,
COPIED, OR USED IN ANY MANNER WITHOUT PRIOR WRITTEN
CONSENT OF STEWART CONNECTOR. ONE OR MORE U.S. PATENTS
MAY APPLY TO THIS PRODUCT. FOR DETAILS, PLEASE
VISIT: [HTTP://BELFUSE.COM/STEWART/STEWART_PATENTS/](http://BELFUSE.COM/STEWART/STEWART_PATENTS/)

DRN BY:	TRM	DATE	12-19-08
APPD BY:	DHG	DATE	12-19-08
DWG. NO.	CT600025G	REV.	A4