


IEC Connector C19, Rewireable, Straight



IEC Appliance Outlet C19 for cable mounting
 Screw-on mounting
 straight



Example with assembled cable



See below:
[Approvals and Compliances](#)

Description

- Cord Connector :
 Screw-on mounting
- Connector , Pin temperature 70 °C , Protection class I
- Cable

Characteristics

- Suitable for use in equipment according to IEC/UL 62368-1

References

Substitute for type [0104](#); [1652](#)
 Alternative: version for wire size 2.5 mm² [0921](#)

Weblinks

[pdf data sheet](#), [html datasheet](#), [General Product Information](#), [Approvals](#), [Distributor-Stock-Check](#), [Accessories](#), [Detailed request for product](#)

Technical Data

Ratings IEC	16A / 250VAC; 50 Hz	Appliance inlet/-outlet	C19 acc. to IEC 60320-1
Ratings UL/CSA	20A / 250VAC; 60 Hz		UL 60320-1, CSA C22.2 no. 60320-1
Dielectric Strength	> 2 kVAC between L-N > 2 kVAC between L/N-PE (1 min/50 Hz)		(for cold conditions) pin-temperature 70 °C, 16A, Protection Class I
Allowable Operation Temperature	-25 °C to 70 °C		
Protection against electric shock	Suitable for appliances with protection class I acc. to IEC 61140		
Terminal	Cable		
Material: Housing	Thermoplastic, black, UL 94V-0		

Approvals and Compliances

Detailed information on product approvals, code requirements, usage instructions and detailed test conditions can be looked up in [Details about Approvals](#)

SCHURTER products are designed for use in industrial environments. They have approvals from independent testing bodies according to national and international standards. Products with specific characteristics and requirements such as required in the automotive sector according to IATF 16949, medical technology according to ISO 13485 or in the aerospace industry can be offered exclusively with customer-specific, individual agreements by SCHURTER.

Approvals

The approval mark is used by the testing authorities to certify compliance with the safety requirements placed on electronic products.
 Approval Reference Type: 4795

Approval Logo	Certificates	Certification Body	Description
	VDE Approvals	VDE	Certificate Number: 40040046
	UL Approvals	UL	UL File Number: E96454
	CCC Approvals	CCC	CCC Certificate Number: 2014010204709145


Product standards

Product standards that are referenced

Organization	Design	Standard	Description
	Designed according to	IEC 60320-1	Appliance couplers for household and similar general purposes
	Designed according to	UL 60320-1	Standard for Attachment Plugs and Receptacles
	Designed according to	CSA C22.2 no. 60320-1	General Use Receptacles, Attachment Plugs, and Similar Wiring Devices






Application standards

Application standards where the product can be used

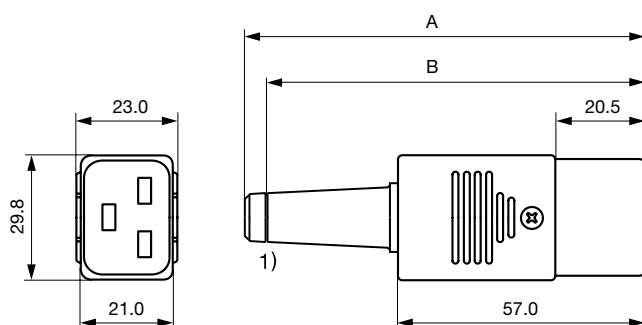
Organization	Design	Standard	Description
	Designed for applications acc.	IEC/UL 62368-1	Audio/video, information and communication technology equipment - Part 1: Safety requirements

Compliances

The product complies with following Guide Lines

Identification	Details	Initiator	Description
	CE declaration of conformity	SCHURTER AG	The CE marking declares that the product complies with the applicable requirements laid down in the harmonisation of Community legislation on its affixing in accordance with EU Regulation 765/2008.
	UKCA declaration of conformity	SCHURTER AG	The UKCA marking declares that the product complies with the applicable requirements laid down in the British Amendment of Regulation (EC) 765/2008.
	RoHS	SCHURTER AG	Directive RoHS 2011/65/EU, Amendment (EU) 2015/863
	China RoHS	SCHURTER AG	The law SJ / T 11363-2006 (China RoHS) has been in force since 1 March 2007. It is similar to the EU directive RoHS.
	REACH	SCHURTER AG	On 1 June 2007, Regulation (EC) No 1907/2006 on the Registration, Evaluation, Authorization and Restriction of Chemicals 1 (abbreviated as "REACH") entered into force.

Dimensions [mm]



1) Cut strain relief 8 (10) mm here for 10 mm cable

A: Strain relief 8 mm: 92.0 mm

B: Strain relief 10 mm: 87.0 mm

All Variants

Color	Recommended cable diameter	Max. wire size	L = Length of cable guard	Order Number
black	8 mm	3 x 1.5 mm ² / 3 x 14 AWG	-	4795.0000
black	10 mm	3 x 1.5 mm ² / 3 x 14 AWG	-	4795.0100

 Most Popular.

Availability for all products can be searched real-time: <https://www.schurter.com/en/Stock-Check/Stock-Check-SCHURTER>

Max. torque for screws: Terminals: 0.8 Nm, Cable clamps: 0.4 Nm, Cover: 0.5 Nm

Packaging unit

50 Pcs

Accessories

Description



[Cord retaining kits](#)
 Cord retaining strain relief

Flat head, H	4700.0008
Countersunk, K	4700.0010
Flat head, L	4700.0011

Mating Inlets/Plugs

Category / Description



[Appliance Inlet Overview complete](#)

1601, Mounting: Screw, Solder terminal straight, IP20, Appliance Inlet, C20	1601
4793, Mounting: Snap-in, IP30, Appliance Inlet: IEC C20, Suitable for appliances with protection class I or II	4793
IEC Appliance Inlet C20, Screw-on Mounting, Front Side, Solder, Quick-connect or Screw Terminal	1621



[IEC Inlet Filter Overview complete](#)

IEC Appliance Inlet C20 with Filter, ECO design, front or rear side Mounting	5130
C20F, Mounting: Screw Front-/Rear-Side, Filter: Standard and Medical Version, Capacitor: X2, 16 A, Solder / quick connect / wires (stranded), prewired	C20F
C22F, Mounting: Screw Front-/Rear-Side, Filter: Standard and Medical Version, Capacitor: X2, 16 A, Solder / quick connect / wires (stranded), prewired	C22F



[Plug Overview complete](#)

4796, Mounting: Power Cord, Cable, Plug: IEC I	4796
4789, Mounting: Power Cord, Screw, Plug: IEC I	4789



[Power Entry Module Overview complete](#)

EC11, Mounting: Screw, Rocker switch: non-illuminated or illuminated 2-pole, Appliance Inlet IEC C20, Quick connect terminals 6.3 x 0.8 mm, prewired	EC11
--	------

Category / Description



[Power Entry Module with line filter Overview complete](#)

IEC Appliance Inlet C20 with Filter, Circuit Breaker TA45 (recessed)

EF12