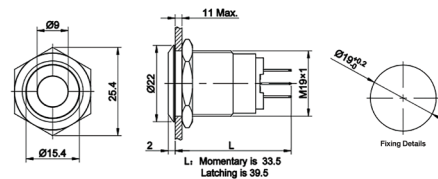


Low Profile

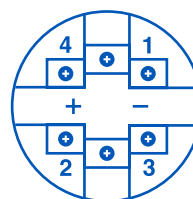


MPI005

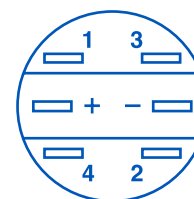
- 22mm bezel diameter
- 19.2mm ± 0.2mm fixing hole diameter
- S.P.C.O



1, 2 are normally closed (NC)
 3, 4 are normally opened (NO)
 +, - are lamp terminals, the standard LED terminals have no difference of anode and cathode;.



Screw Layout



Plug Layout

Specifications	MPI005/Actuator/Terminal/Function/Material/Colour/Voltage
Terminations:	Plug Terminal or Screw Terminal
Switching:	S.P.C.O Momentary Action and Latching
Sealing:	IP65 (Momentary variants can be made to IP67 upon request)
Max. Rating:	5A @ 12VDC or 24 VDC 5A @ 125VAC 3A @ 250 VAC
Contact Resistance:	50mΩ max. @ 1A, 2V
Insulation Resistance:	>1000 MΩ @ 500Vdc
Dielectric Strength:	> 2.0kVac
Operating Temp. Range:	-25°C to +55°C
Operations	
Mechanical:	1,000,000 (min)
Electrical:	50,000 (min)
Rear Nut Fixing Torque:	0.8Nm
Materials	
Mouldings:	Polycarbonate
Tags/Terminations:	Brass, Gold Plated
Switch Body & Button:	Stainless Steel / Aluminium Alloy
Contacts:	Silver
RoHS	Compliant

MPI / 005 / X / X / X / X / X / X							
Series	Type	Actuator Type	Terminal	Switching Type	Material	Illumination	Voltage
19mm Metal Push Button	19mm Illuminated AV Switch	D = Dot Illumination R = Ring P = Illuminated Power O = Power Symbol / Ring	28 = 2.8mm Plug Terminal TE = Screw Terminal	M = Momentary L = Latching	S = Stainless Steel A = Black Anodized Aluminum	BL GN RD AM WH Others on request	12 = 12VAC Others Available on request

Examples:

MPI005/D/28/L/S/BL/12 = 19mm Metal Push Button, Dot Illumination, 2.8mm Plug Terminal, Latching, Stainless Steel, Blue, 12 Volt

Note:

Power Symbol / Ring not available in black anodized aluminum