

GNSS + GPS L5 Chip Ant

ACR1004GC

Request Samples



Check Inventory



10 x 4 x 1.5 mm
RoHS/RoHS II Compliant
MSL Level = 1

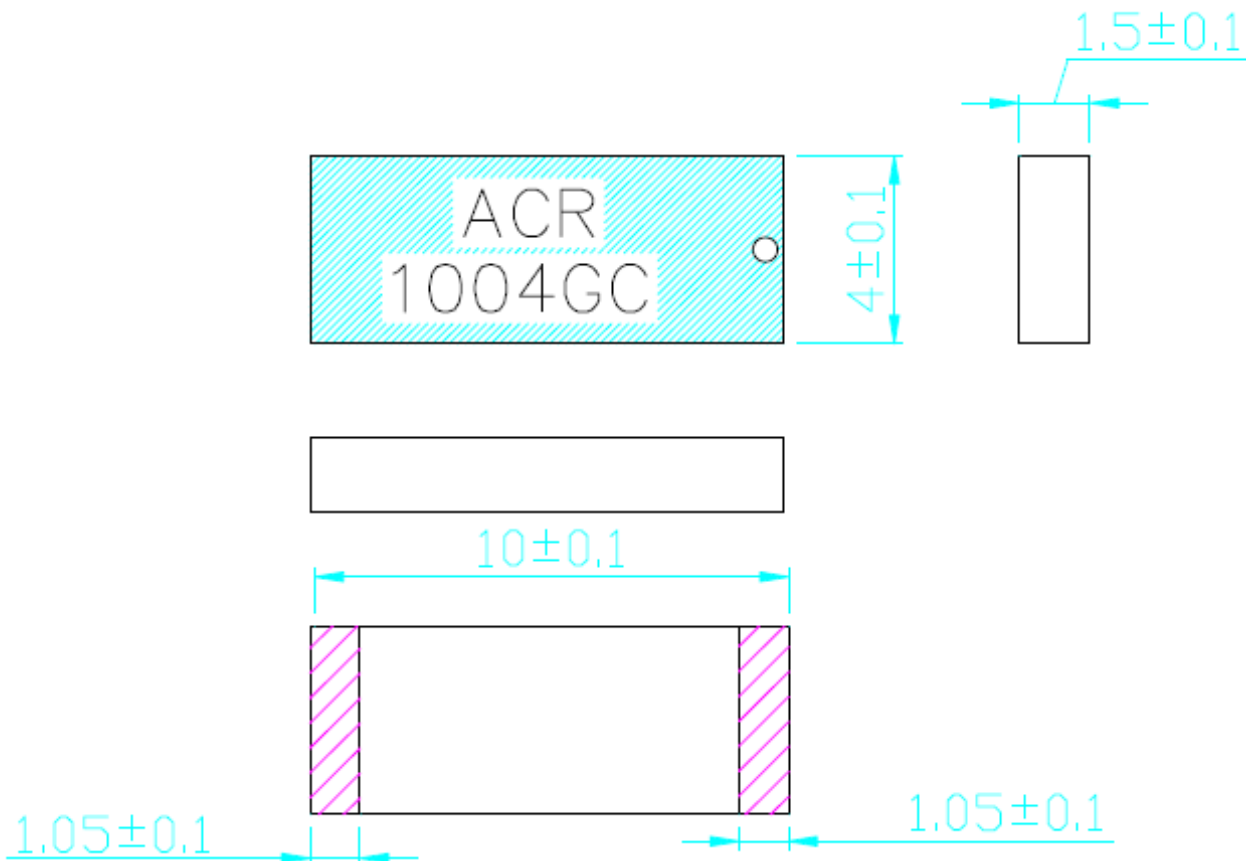
Features



- Compact & Low-Profile Loop Antenna
- Centimeter Level Accuracy
- Multiband – Upper band GNSS + GPS L5
- L1 Peak Gain of 2.85 dBi
- L5 Peak Gain of 1.91 dBi
- Linear Polarization
- High Efficiency up to 80%

Applications

- IoT
- M2M
- Automotive
- Tracking
- Fleet Management
- Smart Agriculture
- Smart City

Product Dimensions



-  Metalized Area
-  Solder Dam Color : Black

Unit : mm

GNSS + GPS L5 Chip Ant

ACR1004GC

Request Samples



Check Inventory



10 x 4 x 1.5 mm

RoHS/RoHS II Compliant

MSL Level = 1

Electrical Specification

Parameter	Specification			Unit
	Min	Typ	Max	
Operating Frequency	1166		1186	MHz
	1561		1610	
Impedance	50			Ω
Return Loss			-12	dB
Peak Gain (1166 to 1186 MHz)			1.9	dBi
Peak Gain (1561 to 1610 MHz)			2.8	
Polarization	Linear			
Azimuth Pattern	Omni-directional			

Mechanical Specification

Parameter	Specification
Antenna Dimension	10 x 4 x 1.5 mm
Mounting Type	Surface Mount

Environmental Specification

Parameter	Specification
Operating Temperature	-40°C to +85°C
Storage Temperature	-40°C to +85°C
Relative Humidity	Up to 95%
Pb Free	Yes
RoHS/RoHS II Compliant	Yes



5101 Hidden Creek Ln Spicewood TX 78669
Phone: 512-371-6159 | Fax: 512-351-8858

REVISED: 08-11-21

For terms and conditions of sales, please visit:
www.abracon.com

ABRACON IS
ISO9001-2015
CERTIFIED

GNSS + GPS L5 Chip Ant

ACR1004GC

Request Samples

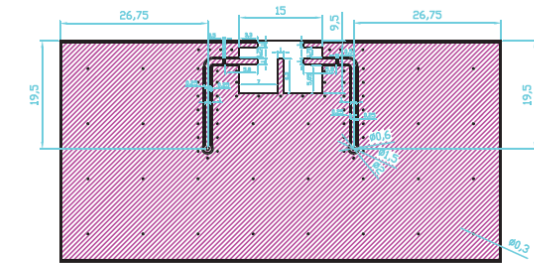


Check Inventory

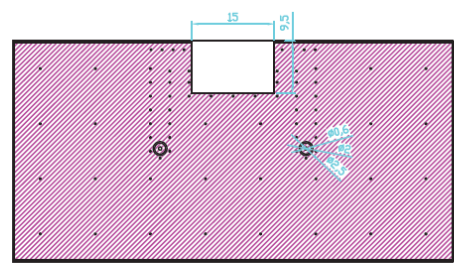


10 x 4 x 1.5 mm
RoHS/RoHS II Compliant
MSL Level = 1

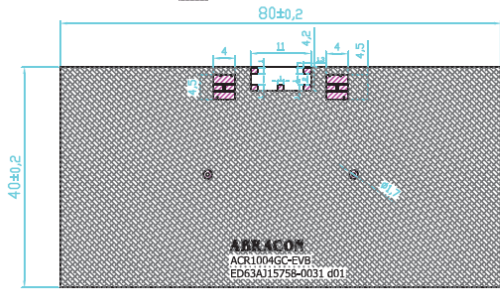
Evaluation Board Dimensions



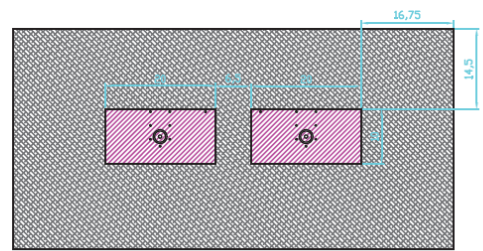
Copper foil area TOP



Copper foil area Bottom



Bare copper area
Welding paint TOP Layer



Bare copper area
Welding paint Bottom Layer

Unit : mm



5101 Hidden Creek Ln Spicewood TX 78669
Phone: 512-371-6159 | Fax: 512-351-8858

For terms and conditions of sales, please visit:
www.abracon.com

REVISED: 08-11-21

ABRACON IS
ISO9001-2015
CERTIFIED

GNSS + GPS L5 Chip Ant

ACR1004GC

Request Samples

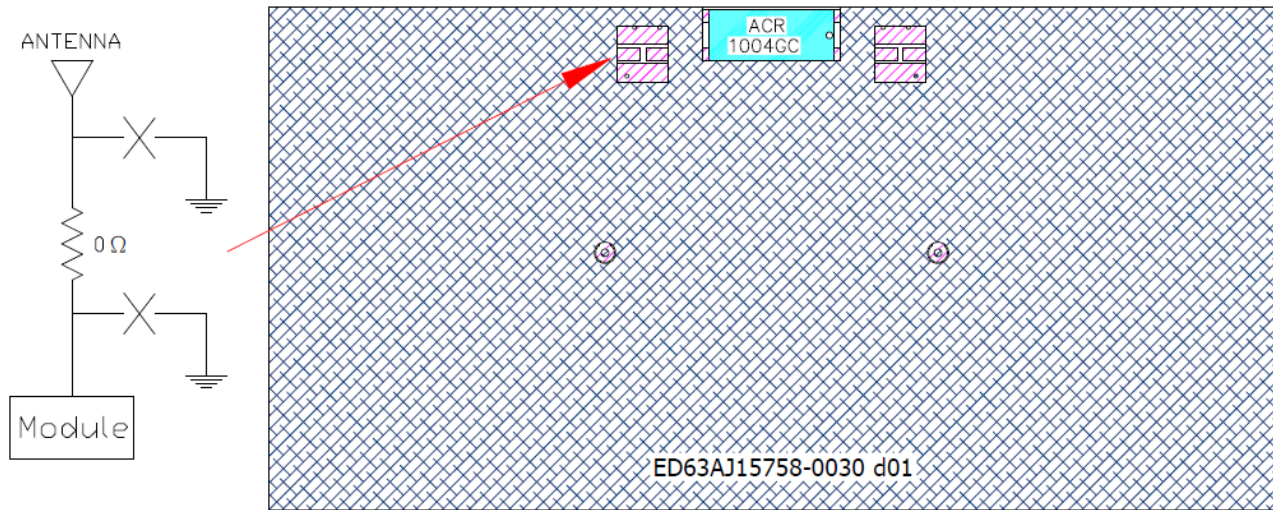


Check Inventory

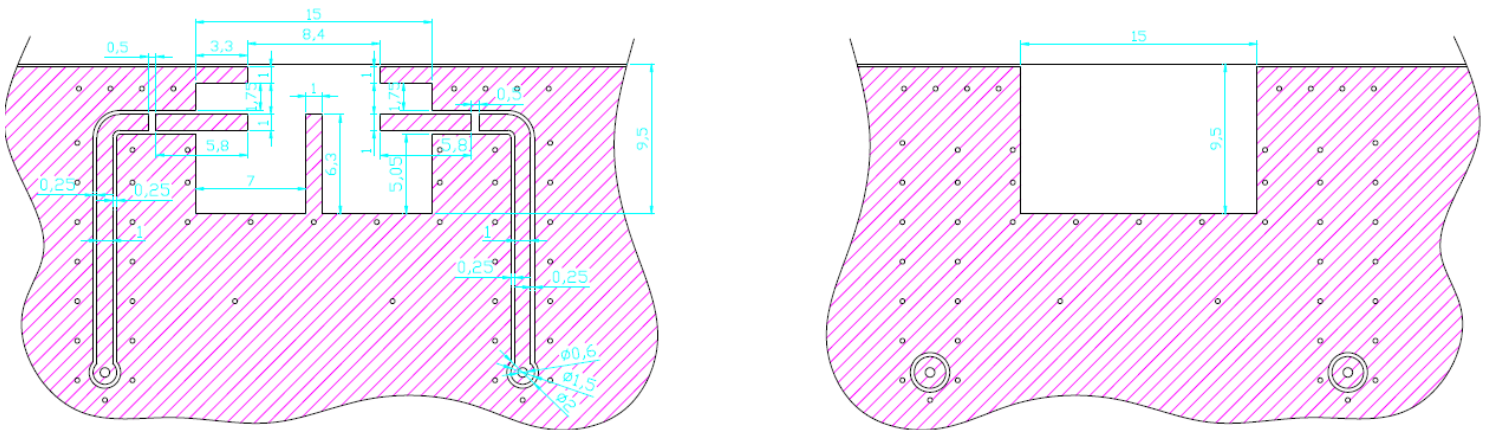


10 x 4 x 1.5 mm
RoHS/RoHS II Compliant
MSL Level = 1

Evaluation Board with Matching Circuit



Recommended Layout



Unit



5101 Hidden Creek Ln Spicewood TX 78669
Phone: 512-371-6159 | Fax: 512-351-8858

For terms and conditions of sales, please visit:
www.abracon.com

REVISED: 08-11-21

ABRACON IS
ISO9001-2015
CERTIFIED

GNSS + GPS L5 Chip Ant

ACR1004GC

Request Samples



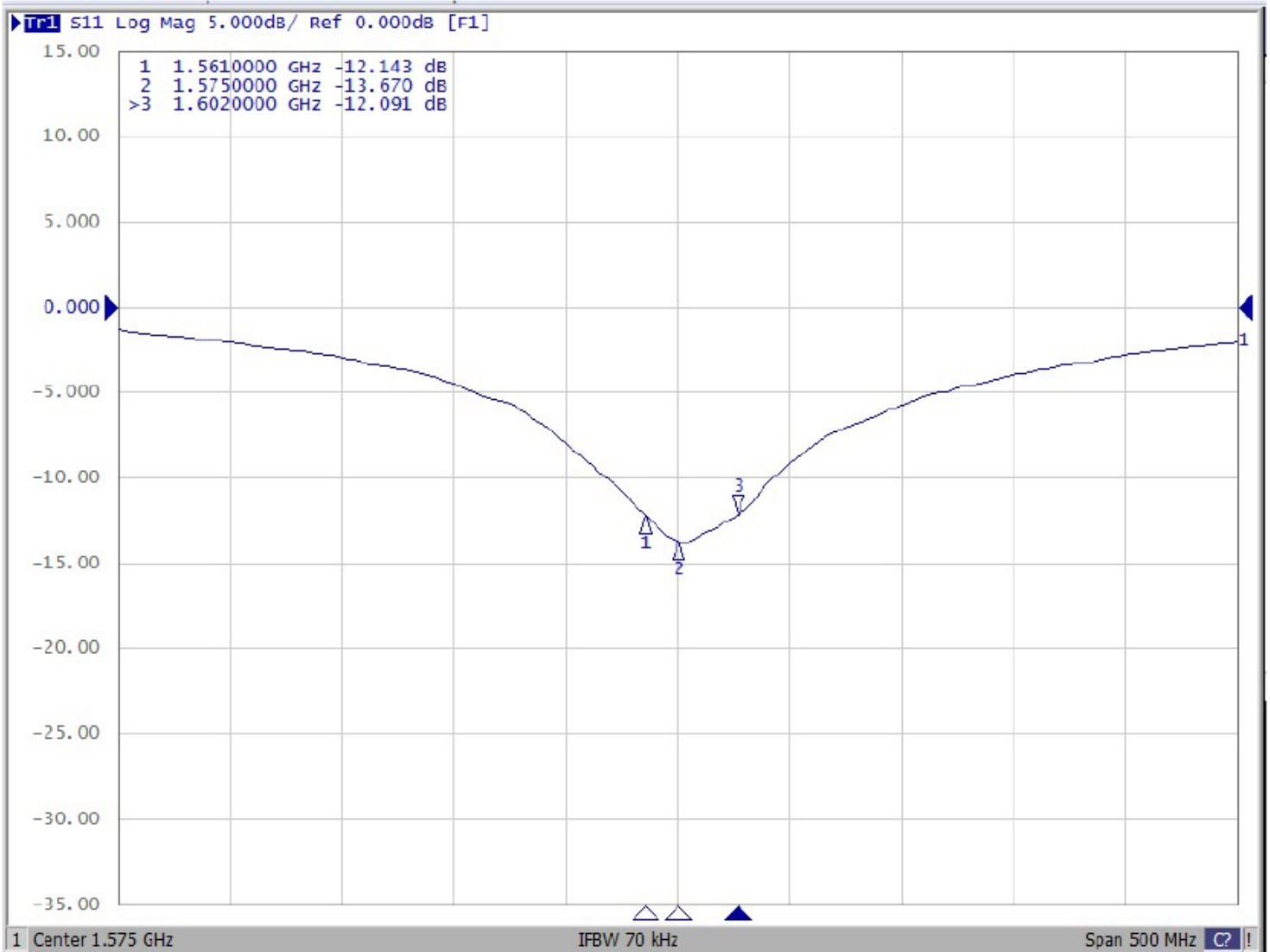
Check Inventory



10 x 4 x 1.5 mm
RoHS/RoHS II Compliant
MSL Level = 1

Return Loss

Upper band GNSS + GPS L1:



Frequency (MHz)	S11 (dB)
1561	-12.14
1575	-13.67
1602	-12.09



5101 Hidden Creek Ln Spicewood TX 78669
Phone: 512-371-6159 | Fax: 512-351-8858

For terms and conditions of sales, please visit:
www.abracon.com

REVISED: 08-11-21

ABRACON IS
ISO9001-2015
CERTIFIED

GNSS + GPS L5 Chip Ant

ACR1004GC

Request Samples

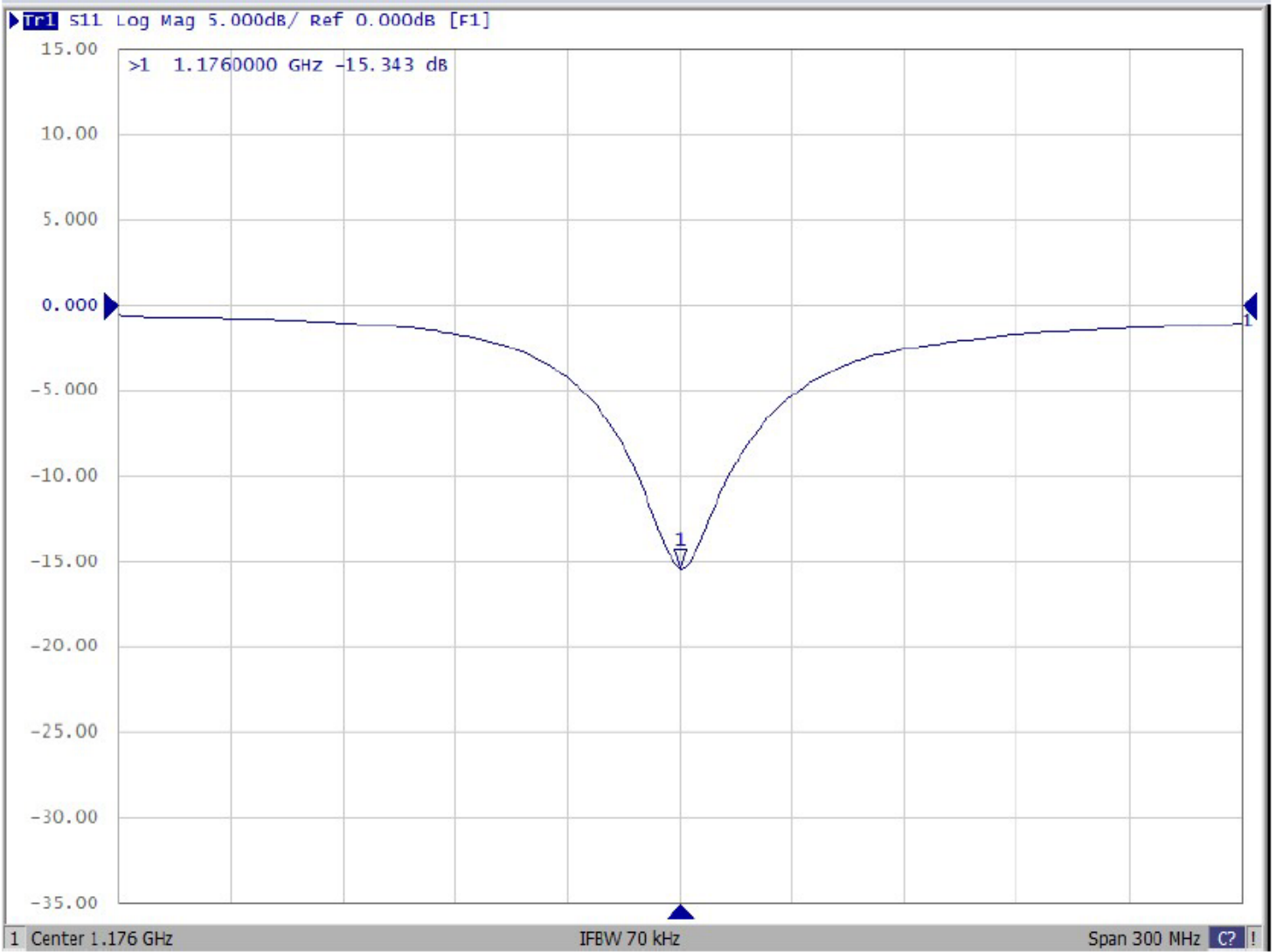


Check Inventory



10 x 4 x 1.5 mm
RoHS/RoHS II Compliant
MSL Level = 1

GPS L5:



Frequency (MHz)	S11 (dB)
1176	-15.34

GNSS + GPS L5 Chip Ant

ACR1004GC

Request Samples



Check Inventory



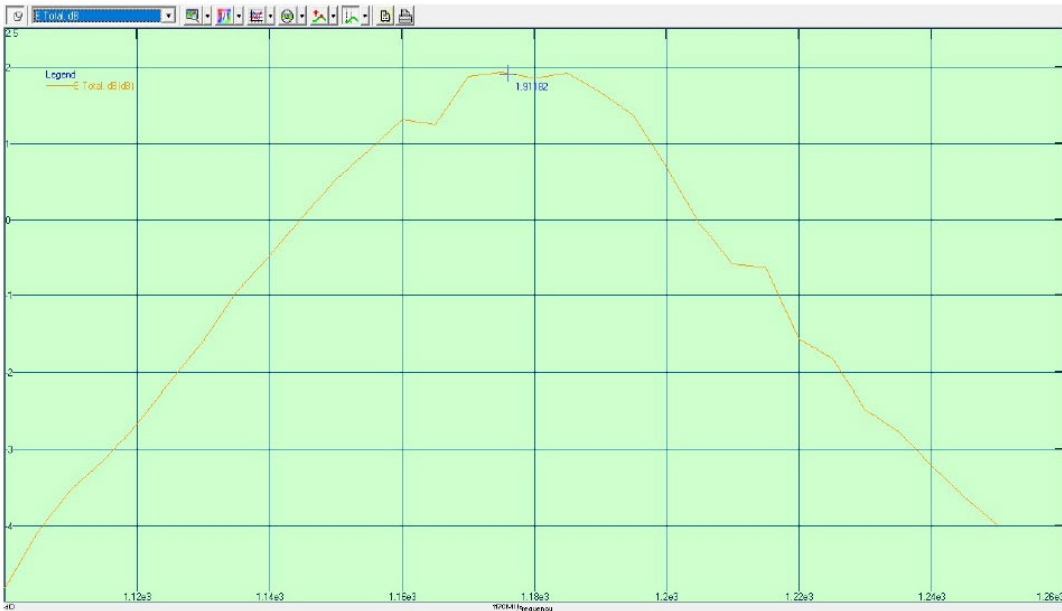
10 x 4 x 1.5 mm
RoHS/RoHS II Compliant
MSL Level = 1

Peak Gain

Upper band GNSS + GPS L1:



GPS L5:



5101 Hidden Creek Ln Spicewood TX 78669
Phone: 512-371-6159 | Fax: 512-351-8858

REVISED: 08-11-21

For terms and conditions of sales, please visit:
www.abracon.com

ABRACON IS
ISO9001-2015
CERTIFIED

GNSS + GPS L5 Chip Ant

ACR1004GC

Request Samples



Check Inventory



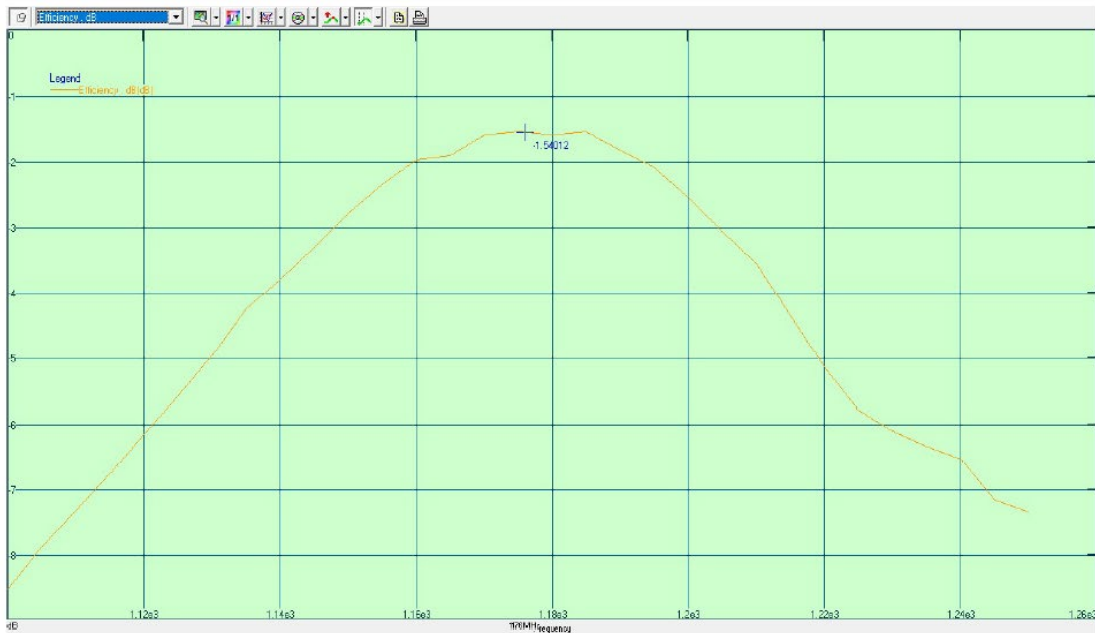
10 x 4 x 1.5 mm
RoHS/RoHS II Compliant
MSL Level = 1

Average Gain

Upper band GNSS + GPS L1:



GPS L5:



5101 Hidden Creek Ln Spicewood TX 78669
Phone: 512-371-6159 | Fax: 512-351-8858

REVISED: 08-11-21

For terms and conditions of sales, please visit:
www.abracon.com

ABRACON IS
ISO9001-2015
CERTIFIED

GNSS + GPS L5 Chip Ant

ACR1004GC

Request Samples



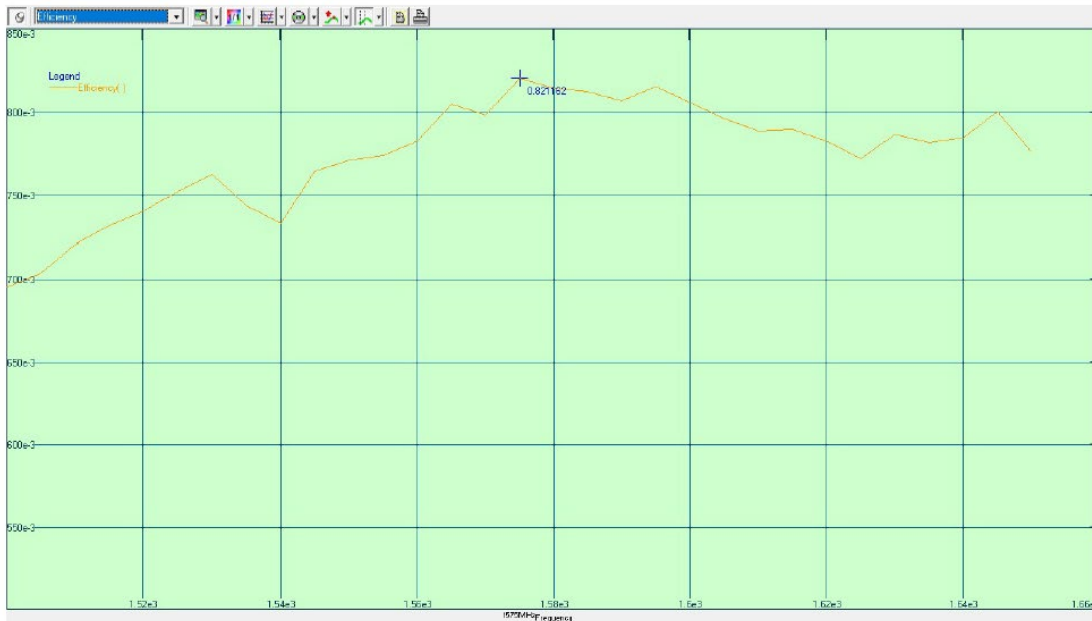
Check Inventory



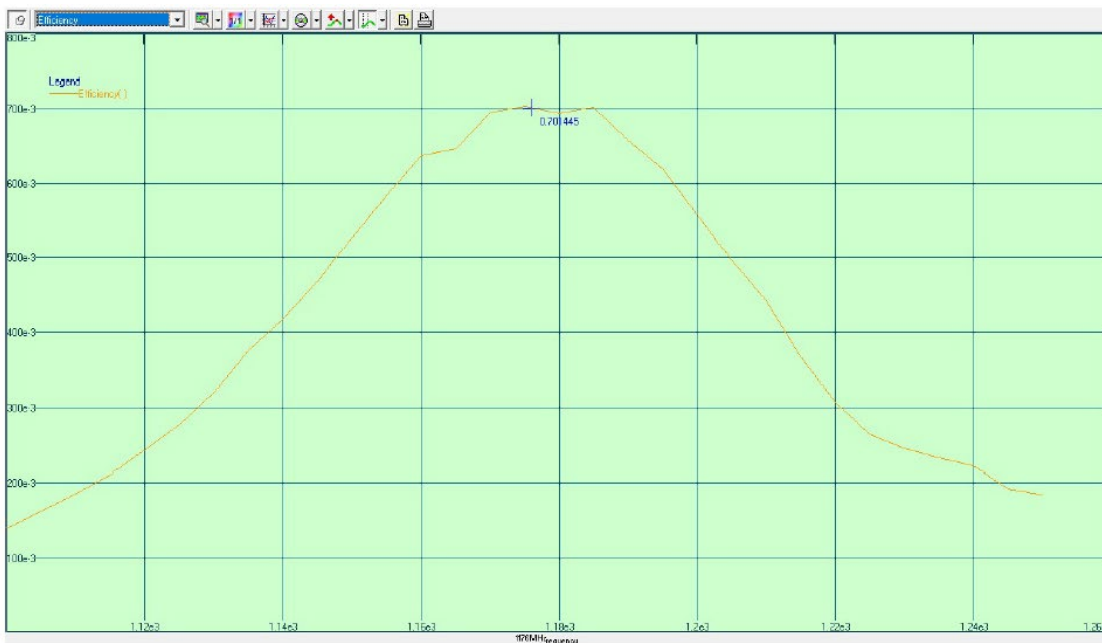
10 x 4 x 1.5 mm
RoHS/RoHS II Compliant
MSL Level = 1

Efficiency

Upper band GNSS + GPS L1:



GPS L5:



5101 Hidden Creek Ln Spicewood TX 78669
Phone: 512-371-6159 | Fax: 512-351-8858

REVISED: 08-11-21

For terms and conditions of sales, please visit:
www.abracon.com

ABRACON IS
ISO9001-2015
CERTIFIED

GNSS + GPS L5 Chip Ant

ACR1004GC

Request Samples




Check Inventory

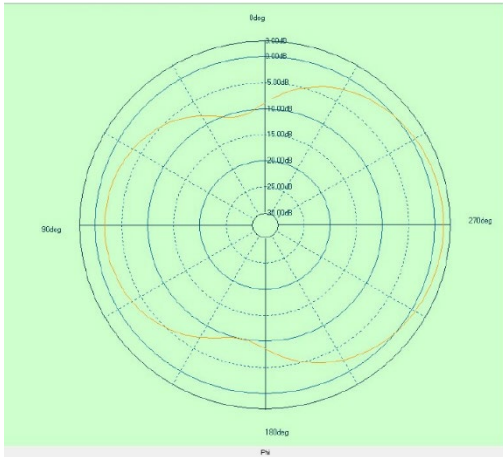


10 x 4 x 1.5 mm
RoHS/RoHS II Compliant
MSL Level = 1

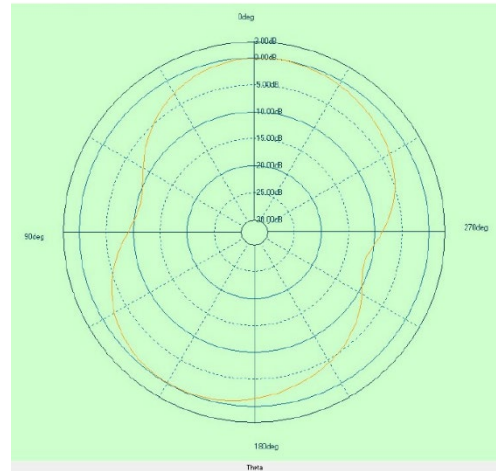
Radiation Characteristics- 2D



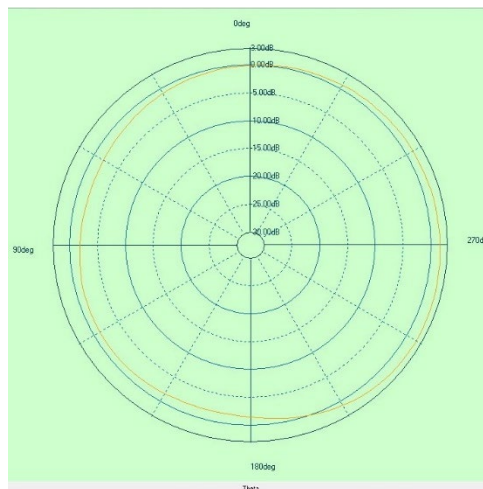
1176 MHz



XY-Plane



XZ-Plane



YZ-Plane



5101 Hidden Creek Ln Spicewood TX 78669
Phone: 512-371-6159 | Fax: 512-351-8858

For terms and conditions of sales, please visit:
www.abracon.com

REVISED: 08-11-21

ABRACON IS
ISO9001-2015
CERTIFIED

GNSS + GPS L5 Chip Ant

ACR1004GC

Request Samples

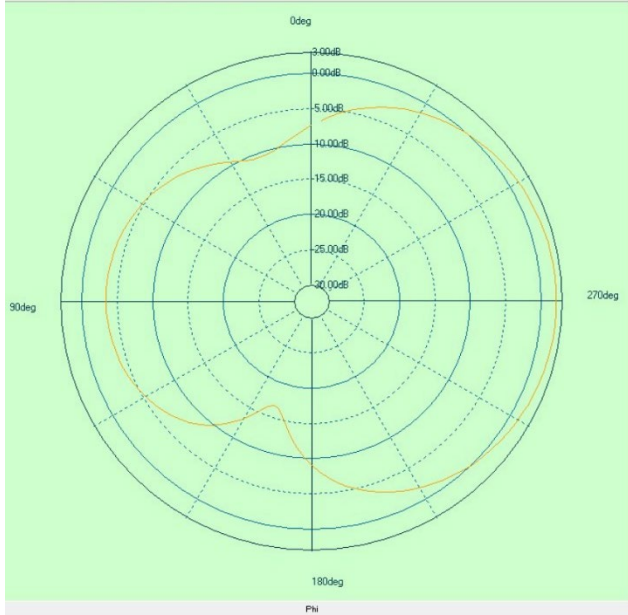


Check Inventory

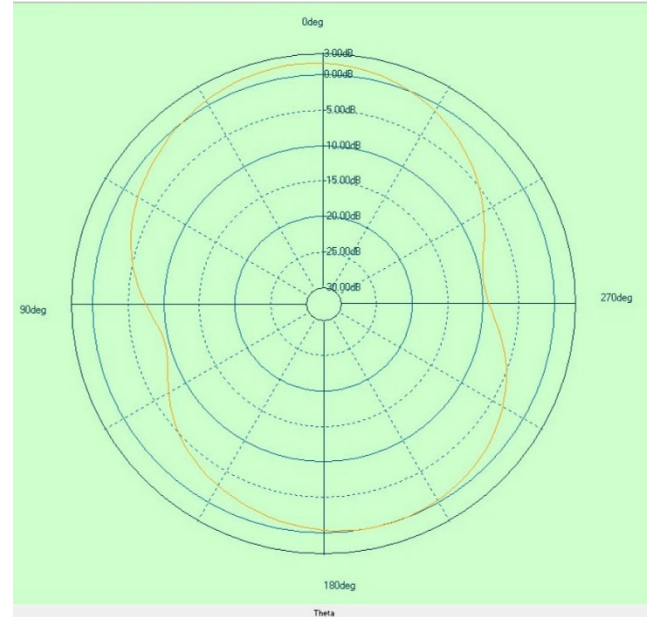


10 x 4 x 1.5 mm
RoHS/RoHS II Compliant
MSL Level = 1

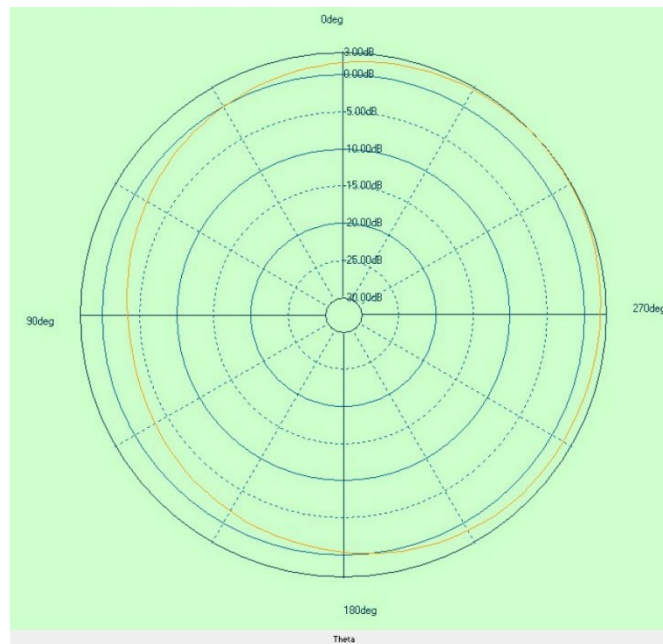
1561 MHz



XY-Plane



XZ-Plane



YZ-Plane



5101 Hidden Creek Ln Spicewood TX 78669
Phone: 512-371-6159 | Fax: 512-351-8858

For terms and conditions of sales, please visit:
www.abracon.com

REVISED: 08-11-21

ABRACON IS
ISO9001-2015
CERTIFIED

GNSS + GPS L5 Chip Ant

ACR1004GC

Request Samples

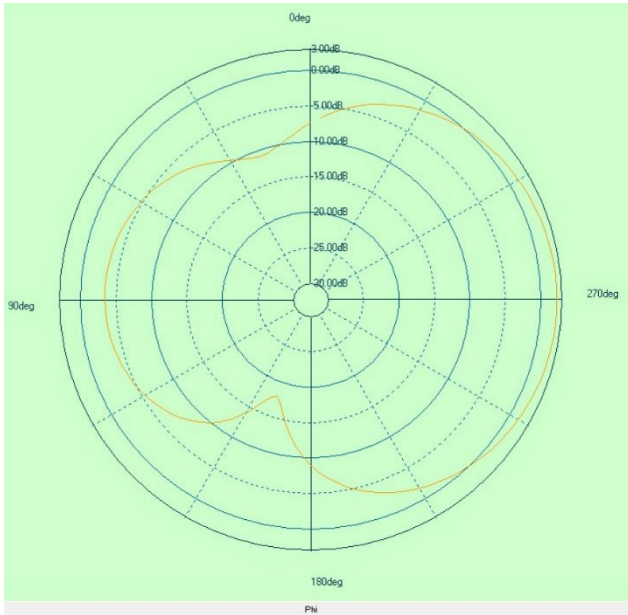


Check Inventory

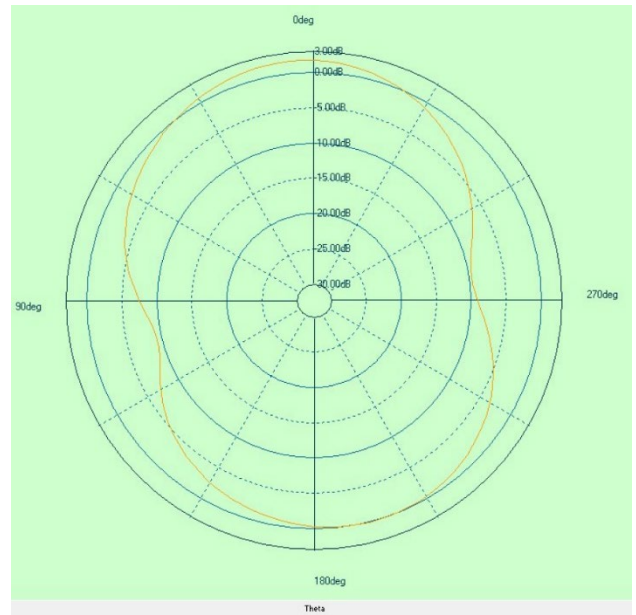


10 x 4 x 1.5 mm
RoHS/RoHS II Compliant
MSL Level = 1

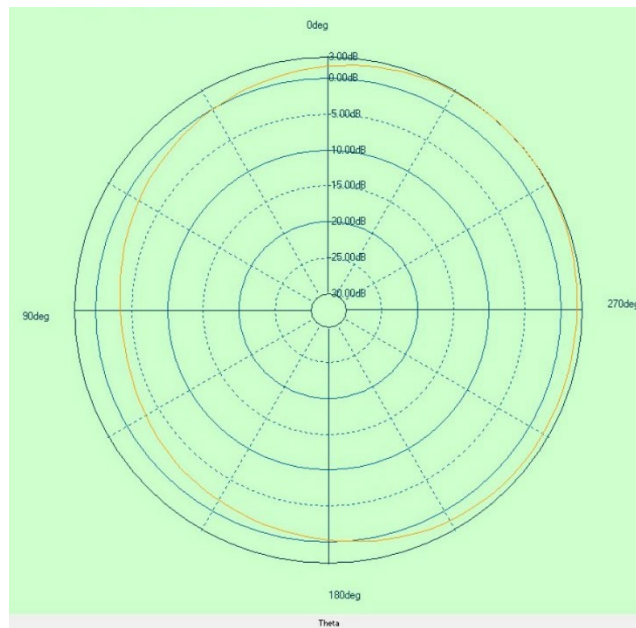
1575 MHz



XY-Plane



XZ-Plane



YZ-Plane



5101 Hidden Creek Ln Spicewood TX 78669
Phone: 512-371-6159 | Fax: 512-351-8858

For terms and conditions of sales, please visit:
www.abracon.com

REVISED: 08-11-21

ABRACON IS
ISO9001-2015
CERTIFIED

GNSS + GPS L5 Chip Ant

ACR1004GC

Request Samples

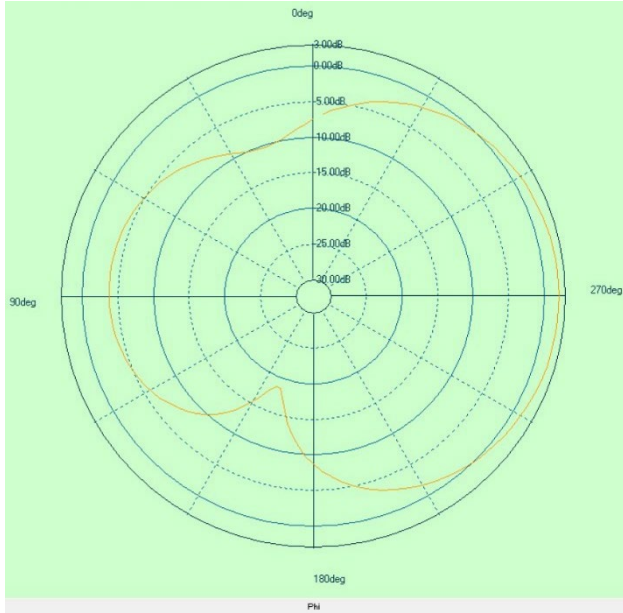


Check Inventory

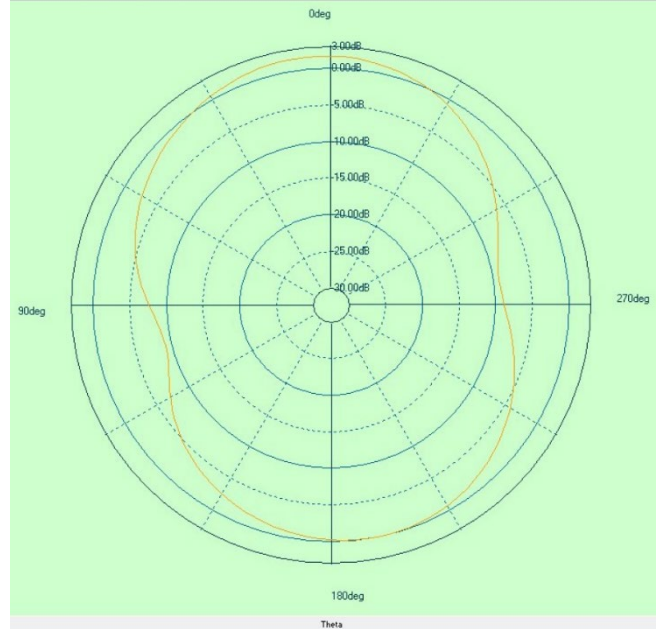


10 x 4 x 1.5 mm
RoHS/RoHS II Compliant
MSL Level = 1

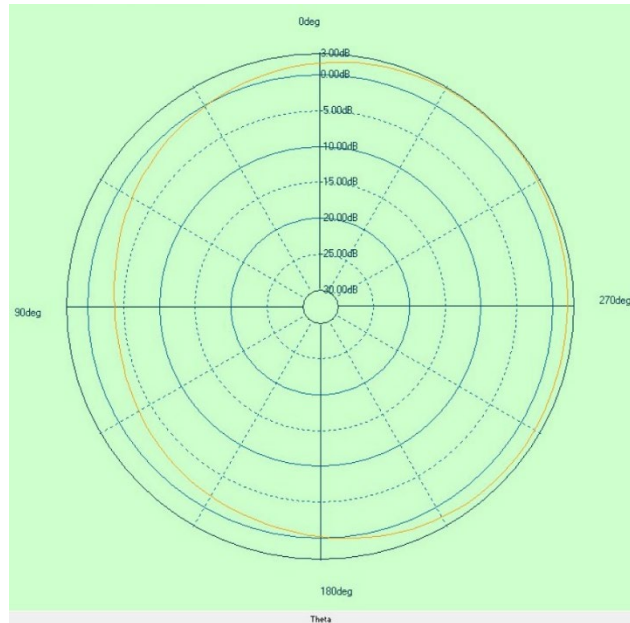
1602 MHz



XY-Plane



XZ-Plane



YZ-Plane



5101 Hidden Creek Ln Spicewood TX 78669
Phone: 512-371-6159 | Fax: 512-351-8858

For terms and conditions of sales, please visit:
www.abracon.com

REVISED: 08-11-21

ABRACON IS
ISO9001-2015
CERTIFIED

GNSS + GPS L5 Chip Ant

ACR1004GC

Request Samples




Check Inventory

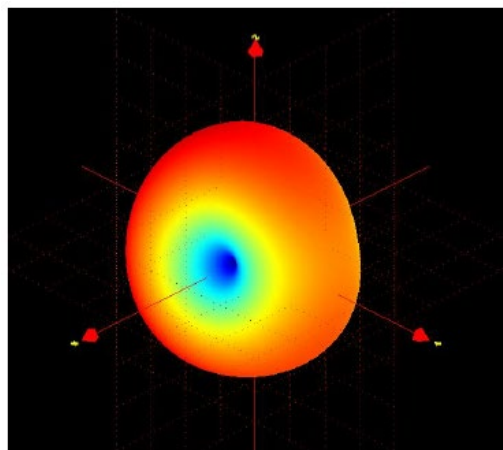


10 x 4 x 1.5 mm
RoHS/RoHS II Compliant
MSL Level = 1

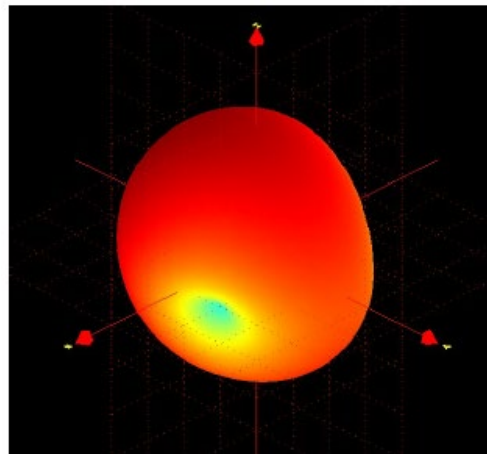
Radiation Characteristics- 3D



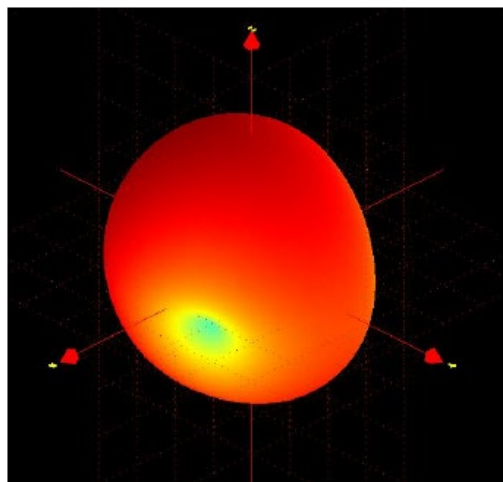
1176 MHz



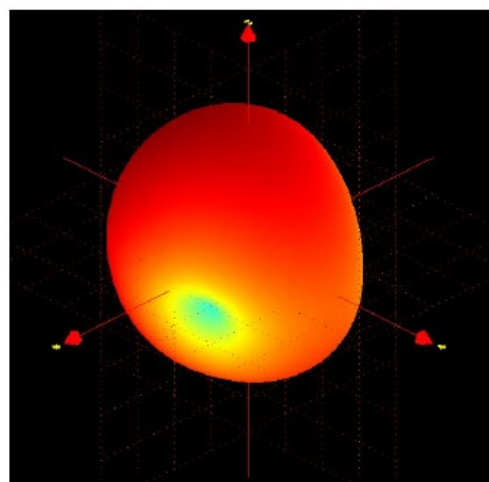
1561 MHz



1575 MHz



1602 MHz



GNSS + GPS L5 Chip Ant

ACR1004GC

Request Samples



Check Inventory



10 x 4 x 1.5 mm
RoHS/RoHS II Compliant
MSL Level = 1

Reliability Test Report

Test Condition	Test Exposure and Duration
Low Temperature test	Expose the specimen to -40°C for 16 hours and then to normal temperature/ humidity for 24 hours or more. After this test, examine its appearance and functions.
High-temperature test	Expose the specimen to +85°C for 16 hours and then to normal temperature / humidity for 24 hours or more. After this test, examine its appearance and functions.
High-temperature/high-humidity test	Subject the object to the environmental conditions of +85°C and 90-95% relative humidity for 96 hours, then expose it to normal temperature/humidity for 24 hours or more. After this test, examine its appearance and functions.
Thermal shock test	Subject the object to cyclic temperature change (-40°C for 30 minutes, then +85°C for 30 minutes) for 5 cycles, then expose to normal temperature/humidity for 24 hours or more.
Sinusoidal vibration test	Subject the object to vibrations of 5 to 200 to 5Hz swept in 10 minutes, 4.5G at maximum (2 mm amplitude), in X and Y directions for two hours each and in Z direction for four hours. After this test, examine its appearance functions.
Vibration test in packaged condition	Subject the object, which is packaged as illustrated, to vibrations of 15 to 60 to 15Hz swept in 6 minutes, 4G at maximum (2mm amplitude at maximum), applied in X, Y and Z directions for two hours each, i.e. six hours in total. After this test, examine its appearance and functions.
Free fall test in packaged condition	Drop the object, which is packaged as illustrated, to a concrete surface from the height of 90 cm, on one corner, three edges and six faces once each, i.e. 10 times in total. After this test, examine its appearance and functions.
Soldering heat resistance test	After the lead pins of the unit are soaked in solder bath at 260 ± 5 °C for 10 seconds. After this test, examine its appearance and functions.
Adhesion test	The device is subjected to be soldered on test PCB. Then apply 0.5 Kg (5 N) of force for 5 ± 1 second in the direction of parallel to the substrate (the soldering should be done by reflow and be conducted with care so that the soldering is uniform and free of defect by stress such as heat shock).



5101 Hidden Creek Ln Spicewood TX 78669
Phone: 512-371-6159 | Fax: 512-351-8858

REVISED: 08-11-21

For terms and conditions of sales, please visit:
www.abracon.com

ABRACON IS
ISO9001-2015
CERTIFIED

GNSS + GPS L5 Chip Ant

ACR1004GC

Request Samples



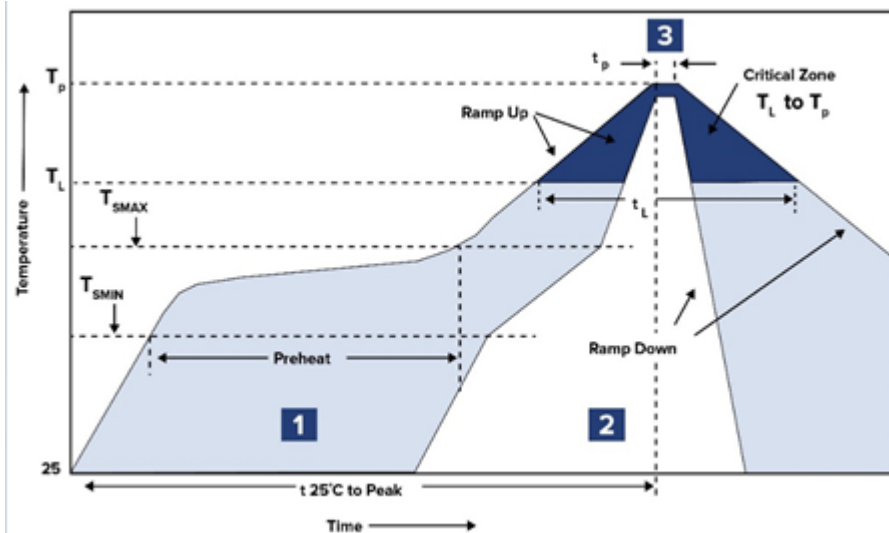
Check Inventory



10 x 4 x 1.5 mm
RoHS/RoHS II Compliant
MSL Level = 1

Reflow Profile

The chip antenna can be assembled using the following Pb-free assembly. According to the standard IPC/JEDEC J-STD-020C, the temperature profile suggested is as follows :



Zone	Description	Temperature	Times
1	Preheat	T _{SMIN} ~ T _{SMAX} 150°C ~ 200°C	60 ~ 120 sec
2	Ramp-Up	T _{SMAX} ~ T _P : 3 °C/s	
3	Reflow	T _L 217°C	30 ~ 100 sec
	Peak heat	T _P 260°C	5 to 10 sec
	Ramp-Down	6 °C/s	
Time from 25°C to Peak Temperature		8 minutes (max)	
Composition of solder paste		96.5Sn/3Ag/0.5Cu	
Solder Paste Model		SHENMAO PF606-P26	

Soldering with Iron

- Soldering Iron Temperature : 270±10 °C
- Apply pre-heating at 120 °C for 2~3 min.
- Complete soldering for each terminal within 3 s .
 - If the soldering iron temperature exceeds 270±10 °C or 3 seconds, it can damage the component.

Note: All temperature measurement points are on top surface of the component. If the temperature goes over the recommend, it will cause surface peeling or damage to the com



5101 Hidden Creek Ln Spicewood TX 78669
Phone: 512-371-6159 | Fax: 512-351-8858

REVISED: 08-11-21

For terms and conditions of sales, please visit:
www.abracon.com

ABRACON IS
ISO9001-2015
CERTIFIED

GNSS + GPS L5 Chip Ant

ACR1004GC

Request Samples



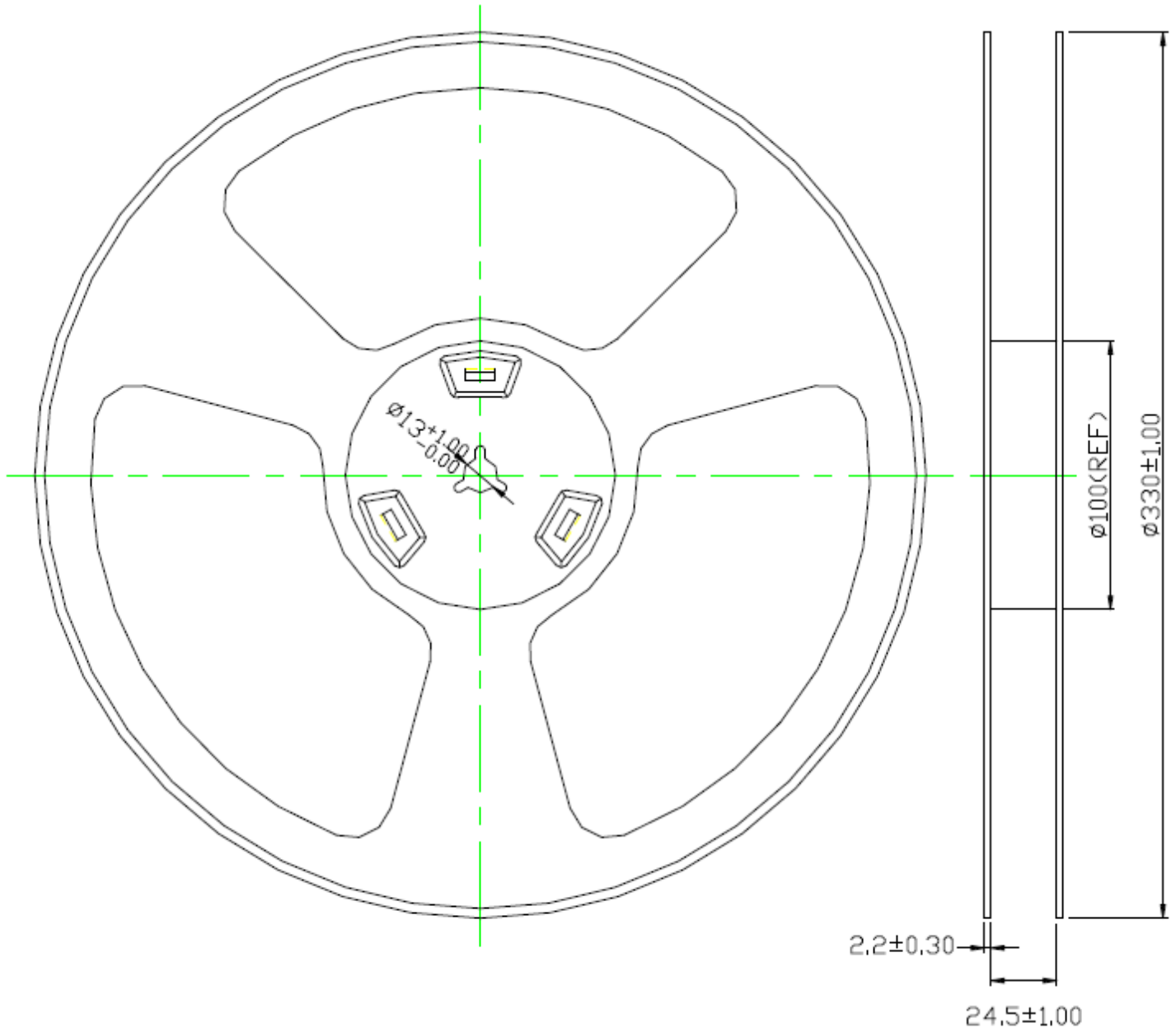
Check Inventory



10 x 4 x 1.5 mm
RoHS/RoHS II Compliant
MSL Level = 1

Packaging

Packaging type : Tape & Reel
Number of pieces per tape: 2000 pcs



Unit: mm



5101 Hidden Creek Ln Spicewood TX 78669
Phone: 512-371-6159 | Fax: 512-351-8858

For terms and conditions of sales, please visit:
www.abracon.com

REVISED: 08-11-21

ABRACON IS
ISO9001-2015
CERTIFIED

GNSS + GPS L5 Chip Ant

ACR1004GC

Request Samples

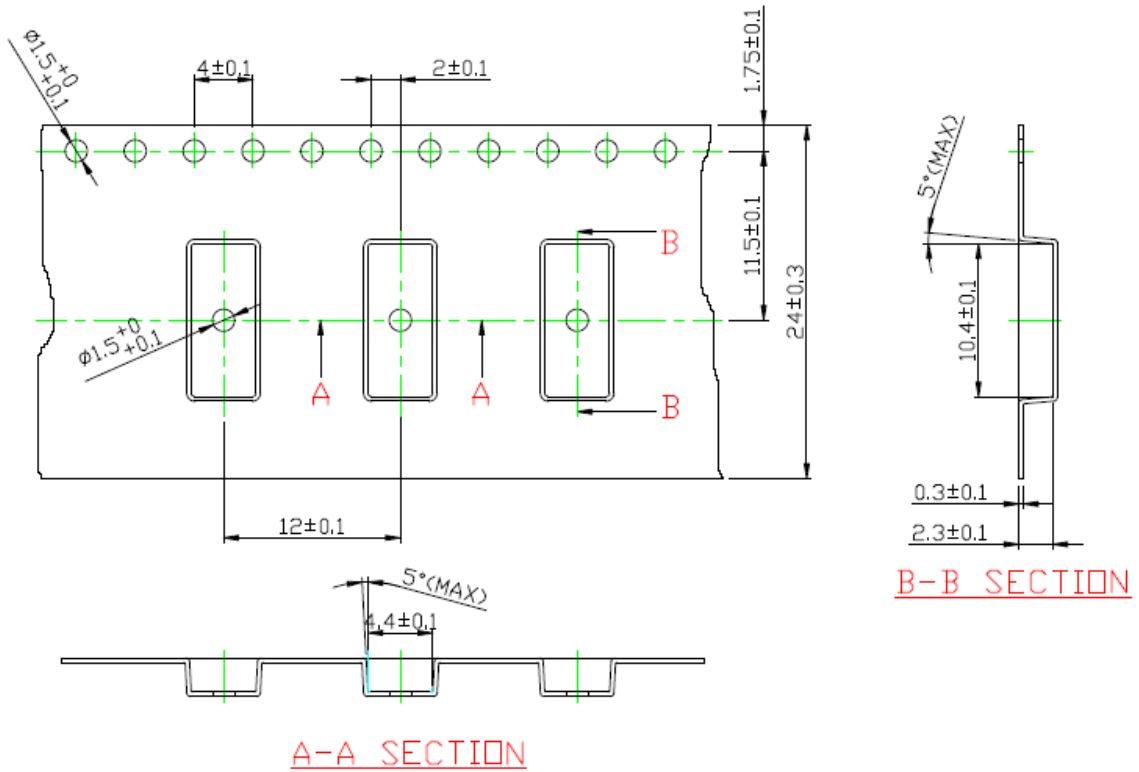


Check Inventory



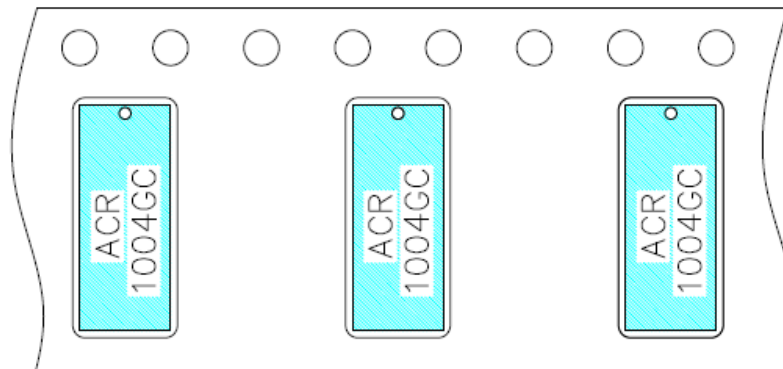
10 x 4 x 1.5 mm
RoHS/RoHS II Compliant
MSL Level = 1

Tape Dimensions:



B-B SECTION

A-A SECTION



Unit: mm

ATTENTION: Abracon LLC's products are COTS – Commercial-Off-The-Shelf products; suitable for Commercial, Industrial and, where designated, Automotive Applications. Abracon's products are not specifically designed for Military, Aviation, Aerospace, Life-dependent Medical applications or any application requiring high reliability where component failure could result in loss of life and/or property. For applications requiring high reliability and/or presenting an extreme operating environment, written consent and authorization from Abracon LLC is required. Please contact Abracon LLC for more information.



5101 Hidden Creek Ln Spicewood TX 78669
Phone: 512-371-6159 | Fax: 512-351-8858

For terms and conditions of sales, please visit:
www.abracon.com

REVISED: 08-11-21

ABRACON IS
ISO9001-2015
CERTIFIED