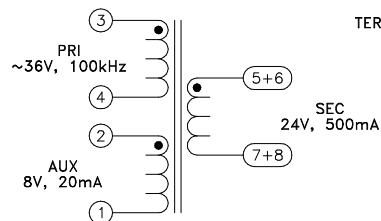
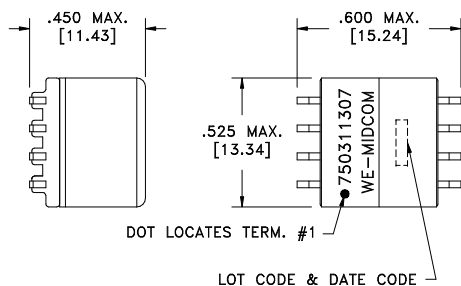
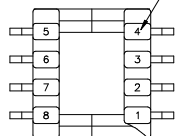


CUSTOMER TERMINAL	RoHS	LEAD(Pb)-FREE
Sn96%, Ag4%	Yes	Yes

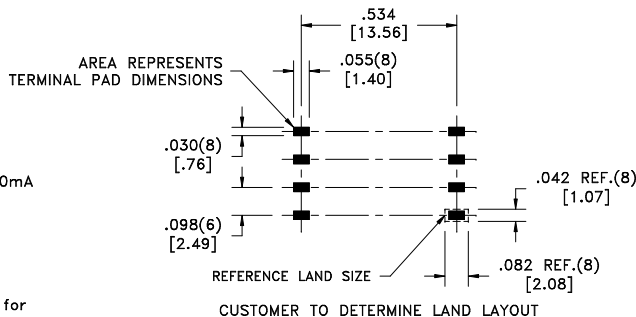
more than you expect



TERM. NO.'s FOR REF. ONLY



Application of the transformer allows for the leadwires between terminals 5&6 and 7&8 to solder bridge



ELECTRICAL SPECIFICATIONS @ 25°C unless otherwise noted:

PARAMETER	TEST CONDITIONS	VALUE
D.C. RESISTANCE	1-2 @20°C	0.173 ohms ±10%
D.C. RESISTANCE	3-4 @20°C	0.290 ohms ±10%
D.C. RESISTANCE	5-8 tie(5+6, 7+8), @20°C	0.104 ohms ±10%
INDUCTANCE	3-4 10kHz, 100mVAC, Ls	100uH ±10%
SATURATION CURRENT	20% rolloff from initial	1.9A
LEAKAGE INDUCTANCE	3-4 tie(1+2, 5+6+7+8), 100kHz, 100mVAC, Ls	2.0uH typ., 3.0uH max.
DIELECTRIC	1-8 tie(2+3, 5+6), 1875VAC, 1 second	1500VAC, 1 minute
DIELECTRIC	1-4 625VAC, 1 second	500VAC, 1 minute
TURNS RATIO	(3-4):(2-1)	6:1, ±1%
TURNS RATIO	(3-4):(6-7), tie(5+6, 7+8)	2:1, ±1%

GENERAL SPECIFICATIONS:

OPERATING TEMPERATURE RANGE: -40°C to +125°C including temp rise.

REV.	DATE	Packaging Specifications	CONVENTION PLACEMENT
		Method: <b>Tape &amp; Reel</b> PKG-0328 www.midcom-inc.com	
6A	12/09	SEE REVISION SHEET FOR REVISION LEVEL	

Tolerances unless otherwise specified:  
 Angles: ±1°      Decimals: ±.005 [.13]  
 Fractions: ±1/64      Footprint: ±.005 [.13]

This drawing is dual dimensioned. Dimensions in brackets are in millimeters.

DRAWING TITLE  
**TRANSFORMER**

eiSos p/n: 750311307

PART NO.  
**750311307**

SPECIFICATION SHEET 1 OF 1