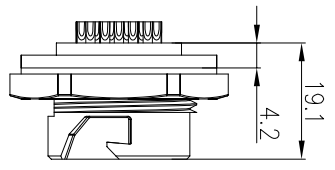
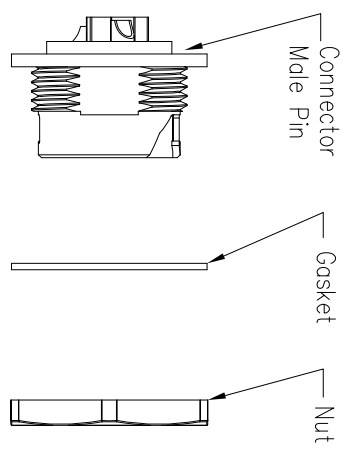
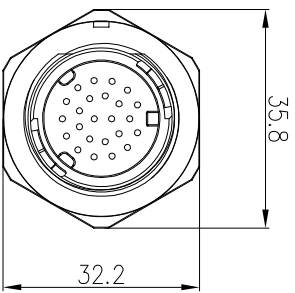
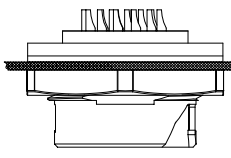


RECOMMENDED PANEL Cut-Out

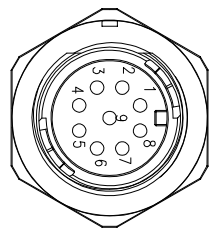


Panel T: Max 2.2

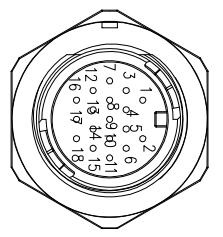


24XXX535-01

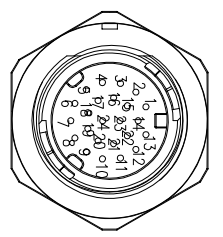
Pin Number



9 Pin



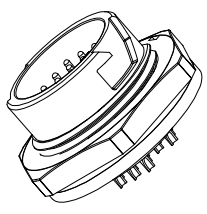
18 Pin



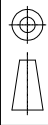
24 Pin

P/N: 24009535-01	P/N: 24018535-01	P/N: 24024535-01
------------------	------------------	------------------

Pin Assignments Front View



- Specification:
1. Operation Temperature: $-45^{\circ}\text{C} \sim 105^{\circ}\text{C}$.
 2. Insulation Resistance: $100\text{M}\Omega$ at DC500V.
 3. Contact Resistance: $<10\text{m}\Omega$.
 4. Withstand Voltage: 1500V AC
 5. Operating Current: 5A
 6. Operating Voltage: AC 125V
 7. Waterproof Rate: IP67 (Mated)
 8. Housing: Nylon, Black
 9. Male Pin: Copper Alloy, Gold Plated
 10. Gasket: Silicon Gray
 11. Panel Nut: Nylon, Orange
 12. Torque Rate: $0.8 \sim 1.0\text{N}\cdot\text{m}$
 13. RoHS Compliant.
 14. Mating Cap P/N: 806-00102-00



UNIT: mm

TOLERANCE	
.X	± 0.25
.XX	± 0.15
.XXX	± 0.05
ANGLES	$\pm 1'$

DESCRIPTION

Large Series Push Lock
Front Mount With Male Pin

SCALE	1:1	SHEET	1 OF 1
REV	C1	SIZE	A4
* : Inspection Item			

CHOGORI

PART NO 24XXX535-01

DRAWN BY Liu

DATE 2019/08/13

DWG NO CHECKED BY Mo DATE 2019/08/13

CUSTOMER APPROVED BY Panison DATE 2019/08/13

REV.	EN. NO.	DESCRIPTION	SIGN	DATE
C1	N/A	INITIAL DRAWING	Liu	2019/08/13