

NOTES:

1. ALL DIMENSIONS ARE REFERENCE.

2. MATERIALS:

(B) HOUSING: ABS OR PBT, UL-94HB, BLACK

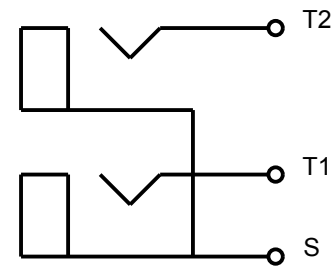
(B) COLOR INSERT: POM OR PBT, UL-94HB

(B) INSULATOR: POM OR PBT, UL-94HB

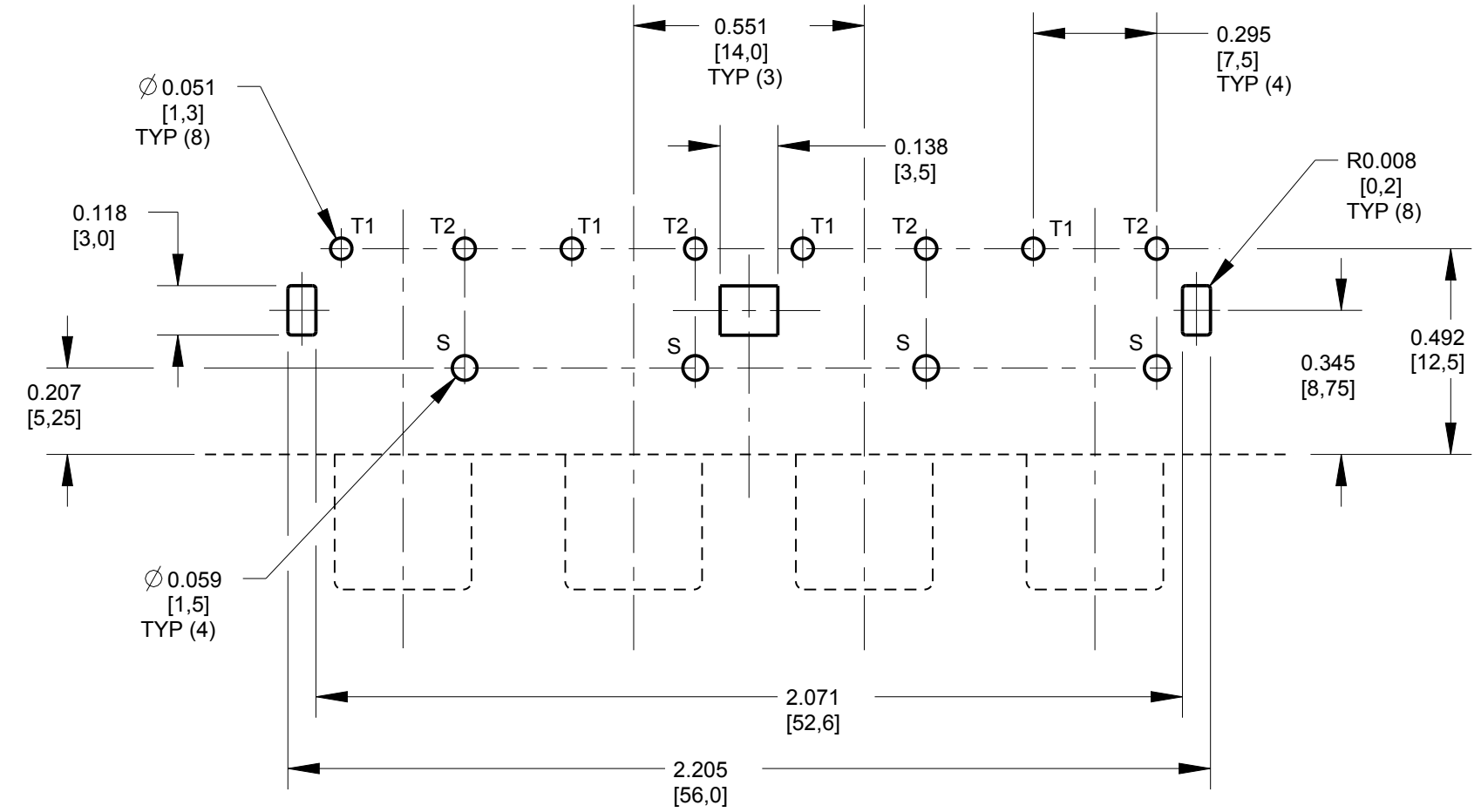
SHELL & SLEEVE TERMINALS: COPPER ALLOY, NICKEL OR GOLD PLATED

TIP TERMINALS: COPPER ALLOY, TIN PLATED

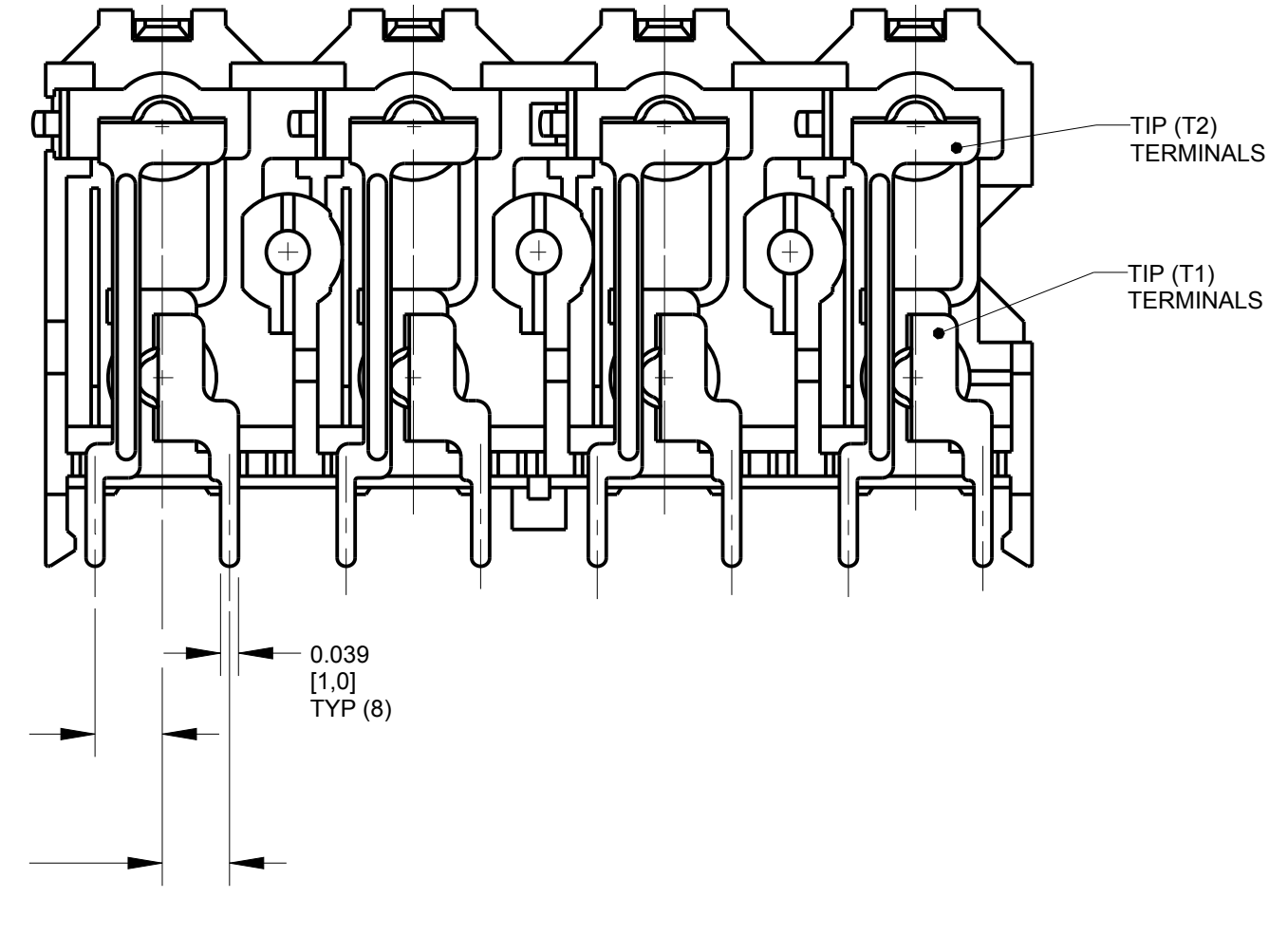
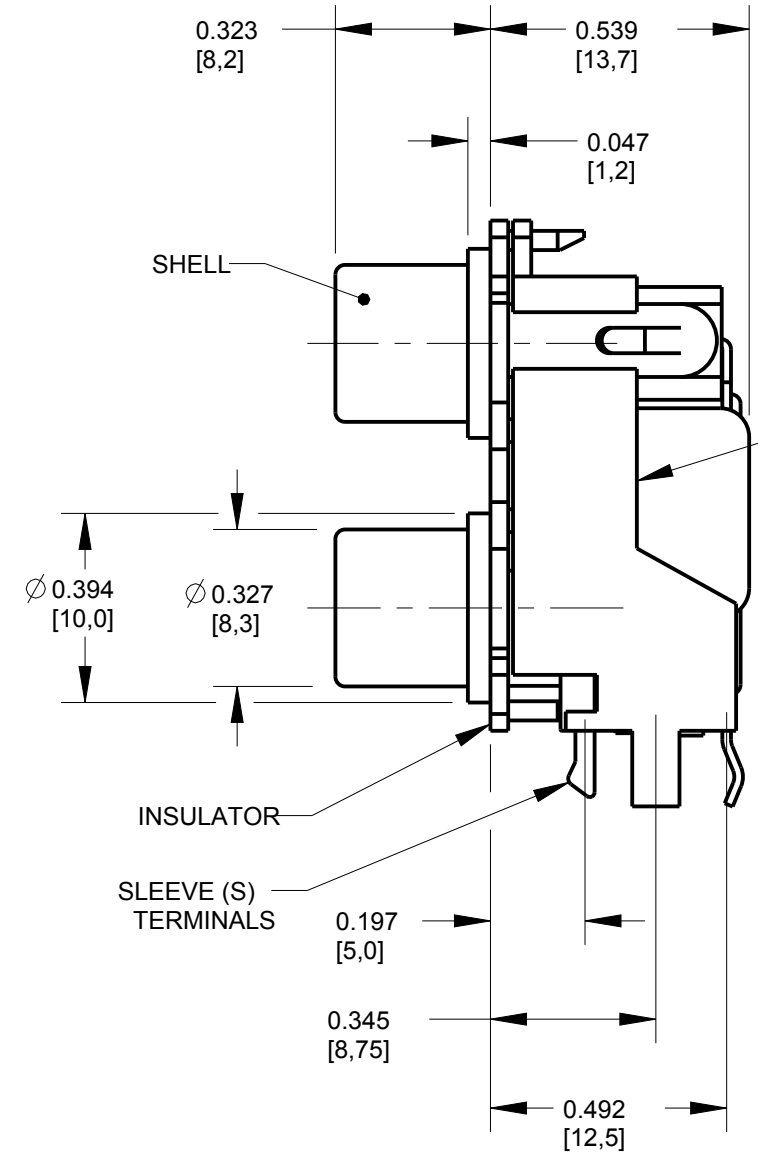
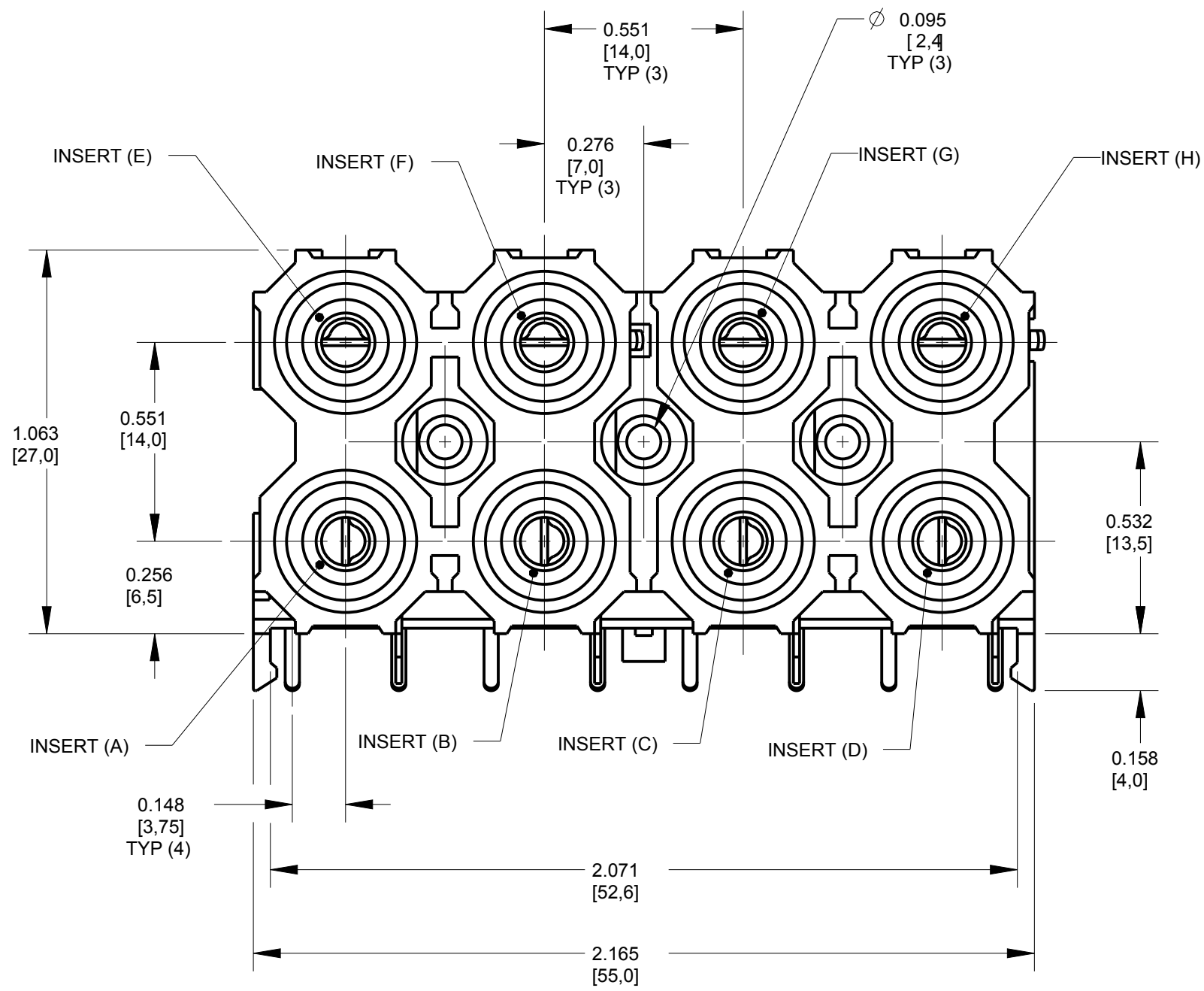
3. THIS PART IS RoHS COMPLIANT



SCHMATIC
TYP (4) JACKS



P.C. BOARD LAYOUT
COMPONENT SIDE



PART NUMBER	INSERT COLOR	INSERT COLOR	INSERT COLOR	INSERT COLOR	SHELL AND SLEEVE TERMINAL FINISH
	E	F	G	H	
PJRAS4X2U01X	WHITE	WHITE	WHITE	WHITE	NICKEL PLATED
	RED	RED	RED	RED	
PJRAS4X2U01AUX	WHITE	WHITE	WHITE	WHITE	GOLD PLATED
	RED	RED	RED	RED	
PJRAS4X2U88X	GREEN	BLUE	RED	YELLOW	NICKEL PLATED
	GREEN	BLUE	RED	YELLOW	

CUSTOMER DRAWING

<p>★ STAR SYMBOL DENOTES CRITICAL DIMENSION</p> <p>UNLESS OTHERWISE SPECIFIED</p> <p>1. ALL DIMENSIONS IN INCHES - TWO PLACE DECIMALS ±0.01 - THREE PLACE DECIMALS ±0.005 - ANGLES ±1° - ALL DIA. CONCENTRIC WITHIN 0.005 T.I.R.</p> <p>2. FEATURES ON THE SAME CENTERLINE MUST BE ALIGNED WITHIN ±0.002</p> <p>3. REMOVE ALL BURRS</p>				<p>THIS DRAWING DESCRIBES A DESIGN CONSIDERED PROPRIETARY IN NATURE, DEVELOPED AND MANUFACTURED BY SWITCHCRAFT INC. AND IS RELEASED ON A CONFIDENTIAL BASIS FOR IDENTIFICATION PURPOSES ONLY.</p>					
SIZE		WIDTH		MULT		LBS/M		TEMPER	
FINISH				MATERIAL				SPEC No.	
FIRST USED ON				SCALE				5:2	
DATE DRAWN	BY	CHKD	APVD	<p>Switchcraft</p>					
12-Jan-06	JL	01-12-06	01-12-06	SHEET 1 OF 1					
NAME				PART No.				REV	
PHONO JACK, RIGHT ANGLE, 8 POS. SCREW MOUNT, UNSHIELDED, RoHS				PJRAS4X2U__X_SERIES				B	

REV	ECO NUMBER	DATE	BY	APVD
B	27929	08-17-17	PC	TJK
A	25181	01-12-06	JL	TJK

DO NOT SCALE DRAWING