



Eaton PolyTron PTC resettable fuses provide fast-acting circuit protection

Product description

Eaton Bussmann® series PolyTron PTC family of resettable fuses are designed to protect sensitive components from overcurrent and overtemperature conditions that can occur due to power surges, electrical transients, high ambient temperatures, and more.

Eaton's resettable PTC fuses are based on a special positive coefficient material whose internal resistance increases exponentially in response to overcurrent conditions and higher temperatures.




The high resistance offered by the fuse during a trip prevents current from flowing through the circuit until the fault current/overtemperature source is removed and falls below the design current/temperature limit. Once the fault current is removed, or the ambient temperature cools, the fuse re-enters its conducting state, allowing current to flow through the circuit again.

Eaton's resettable PTC fuses ensure constant uptime in applications where using one-time fuses would be impractical or expensive, e.g., in battery-powered devices, industrial controllers, medical devices, and I/O ports of consumer electronics.

For more information, view [Eaton's PTC Application note](#).

Features and benefits:

- Fast trip times with resettable operation
- Overcurrent and overtemperature protection
- Wide range of current (I_{hold}) and voltage offering
- Low initial resistance to minimize power dissipation
- Wide range of current (I_{hold}) and voltage (V_{max}) offerings
- RoHS compliant, lead-free, halogen-free




Powering Business Worldwide

PolyTron PTC resettable fuses

Surface mount (SMD)

Radial



	PTSLR 0603	PTSLR 0805	PTSLR 1206	PTSLR 1210	PTSLR 1812	PTS 0603	PTS 0805	PTS 1206	PTS 1812	PTR 016V	PTR 030V	PTR 060V
Chip size (imperial)	0603	0805	1206	1210	1812	0603	0805	1206	1812	-	-	-
Hold current (Ihold)	0.5 A - 3 A	0.75 A - 4.5 A	0.75 A - 7 A	1.75 A - 7.5 A	1.9 A - 5 A	0.04 A - 0.35 A	0.1 A - 0.75 A	0.05 A - 2 A	0.10 A - 3 A	0.9 A - 15 A	0.9 A - 9 A	0.1 A - 3.75 A
Max voltage (Vmax)	6 - 8 Vdc	6 - 8 Vdc	6 Vdc	6 Vdc	6 Vdc	6 - 15 Vdc	6 - 24 Vdc	6 - 60 Vdc	6 - 60 Vdc	16 Vdc	30 Vdc	60 Vdc
Max fault current (Imax)	25 A - 50 A	50 A	50 A	50 A	50 A	1 A - 8 A	100 A	100 A	10 A - 100 A	40 A - 100 A	40 A - 100 A	40 A
Agency approvals	UL & TUV	UL & TUV	UL & TUV	UL & TUV	UL & TUV	UL & TUV	UL & TUV	UL & TUV	UL & TUV	UL & TUV	UL & TUV	UL & TUV

Industry	Application	PTSLR 0603	PTSLR 0805	PTSLR 1206	PTSLR 1210	PTSLR 1812	PTS 0603	PTS 0805	PTS 1206	PTS 1812	PTR 016V	PTR 030V	PTR 060V
Computer	CPU & hard disk drives			x	x	x		x	x	x	x		
	USB 2.0, 3.0, 3.1	x	x	x	x	x	x	x	x	x	x		
	IEEE1284 parallel data buses								x	x	x		
	IEEE 802.3												x
	IEEE 1394									x		x	
	I/O ports (HDMI, DVI, VGA)	x	x	x	x	x	x	x	x	x	x		
	PC cards			x	x	x		x	x	x	x		
	SCSI								x	x	x		
	USB flash memory modules	x	x	x	x	x	x	x	x	x			
	LCD monitors				x	x		x	x	x	x		
Consumer Electronics	Loudspeakers	x	x	x	x	x	x						x
	Smart card readers	x	x	x	x	x	x	x	x	x			
	Mobile devices	x	x	x	x	x	x						
	Portable/Wearable devices	x	x	x	x	x	x		x				
	Battery protection	x	x	x	x	x	x						
	Portable electronic input ports	x	x	x	x	x	x	x	x	x			
	Set top boxes							x	x	x	x	x	x
Industrial Electronics	Linear AC/DC adapt-ers							x	x	x		x	x
	Electromagnetic loads, motor											x	x
	Solenoid protection									x		x	x
	Displays									x	x	x	x
	Security systems									x		x	x
	Industrial controls									x		x	x
Medical Electronics	Medical equipment									x		x	x
	Voltage / current input terminals								x	x			

Eaton
Electronics Division
 1000 Eaton Boulevard
 Cleveland, OH 44122
 United States
 Eaton.com/electronics

© 2021 Eaton
 All Rights Reserved
 Printed in USA
 Publication No. 11051 BU-MC21081
 June 2021

Eaton is a registered trademark.
 All other trademarks are property of their respective owners.

Follow us on social media to get the latest product and support information.

