


# MAX BR1 ENT

Enterprise Grade Router with LTE Failover



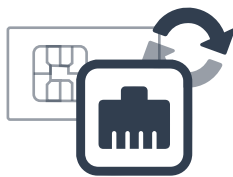
## LTE Highspeed Broadband Router

The BR1 ENT delivers blazing 300Mbps router throughput with automatic failover to LTE and comes without Wi-Fi, making it an ideal choice for deployments that demand high performance, and outstanding reliability.

Compatible



\*Selected models



### Highspeed Broadband with LTE backup

Stay online when connections fail with instant automatic failover. Connect a high-speed primary line and a backup LTE connection, and the BR1 ENT will seamlessly switch between wired and cellular links as needed to keep your connection stable and fast.



### Meet Strict Security Compliance

Got a strict no-Wi-Fi security policy? Built without Wi-Fi, the BR1 ENT is a great choice for deployments with compliance requirements.



### Terminal Block for Secure Power Supply

The MAX BR1 ENT is equipped with a terminal block for secure power installation.



### PoE Output Option Available

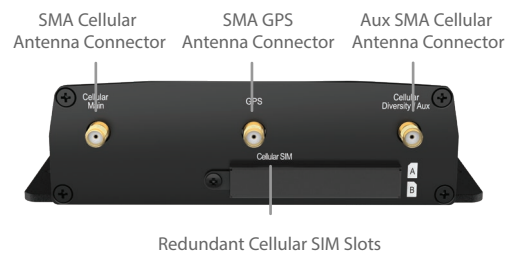
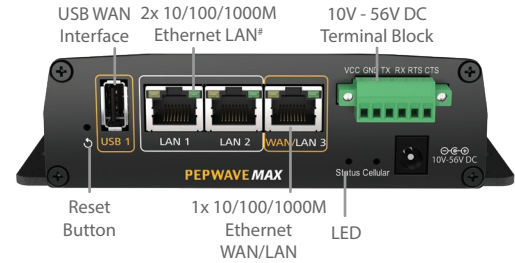

Cut down on cabling and simplify deployments. With an optional PoE activation kit, the BR1 ENT supports 802.3af PoE Output, so one cable is all you need for both connectivity and power.

# Specifications

MAX BR1 ENT	
WAN Interface	1x USB Interface 1x GE 1x Embedded LTE Modem with Redundant SIM Slots
LAN Interface	2x GE
Drop-in Mode	●
Router Throughput	300Mbps
Recommended Users	150
Downlink/Uplink Datarate	100Mbps/50Mbps (LTE Modem) 300Mbps/50Mbps (LTE-A Modem) 600Mbps/150Mbps (LTE-A Pro Modem)
Cellular and GPS Antenna Connector	2x SMA Antenna Connectors 1x SMA GPS Antenna Connector (2x 2dBi Indoor 4G LTE Antennas Included)
Power Input	DC Jack/Terminal Block: 10V – 56V DC
Power Output	Up to 2x 802.3af #
Power Consumption	Max.: 16W, Typical: 11W, Min.: 8W
Dimensions	5.8 x 5.0 x 1.6 inches 147 x 128 x 40 mm
Weight	0.96 pound 435 grams
Operating Temperature	-40° – 149°F -40° – 65°C
Humidity	15% – 95% (non-condensing)
Certifications	FCC, CE, RoHS, IC
Warranty	1-Year Limited Warranty

Package Content  
 MAX BR1 ENT, 12V2A Power Supply (ACW-601),  
 1x GPS Antenna (ACW-232),  
 2x LTE Antennas (ACW-815 or ACW-234),  
 6pin Terminal Block Connector

#Additional PoE License is required to enable 802.3af PoE Output on LAN1 & 2.



## Ordering Information

	Product Code	Carrier/Region	Embedded Modems	Cellular Standard	4G Bands	3G Bands
LTE-A Pro	MAX-BR1-ENT-LTEA-R-T	America / FirstNet / CAT-12	1	LTE Advanced Pro	B1, B2, B3, B4, B5, B7, B8, B9, B12, B13, B14, B18, B19, B20, B26, B29, B30, B32, B41, B42, B43, B46, B48, B66	HSPA+: B1, B2, B4, B5, B6, B8, B9, B19
	MAX-BR1-ENT-LTEA-K-T	Global* / CAT-12	1	LTE Advanced Pro	B1, B2, B3, B4, B5, B7, B8, B9, B12, B13, B18, B19, B20, B26, B28, B29, B30, B32, B41, B42, B43, B46, B48, B66	HSPA+: B1, B2, B4, B5, B6, B8, B9, B19
LTEA	MAX-BR1-ENT-LTEA-W-T	Worldwide / CAT-6	1	LTE Advanced	B1, B2, B3, B4, B5, B7, B8, B12, B13, B20, B25, B26, B29, B30, B41	WCDMA/HSPA+/DC-HSPA+: B1, B2, B3, B4, B5, B8
	MAX-BR1-ENT-LTEA-P-T	Asia Pacific / CAT-6	1	LTE Advanced	B1, B3, B5, B7, B8, B18, B19, B21, B28, B38, B39, B40, B41	WCDMA/HSPA+/DC-HSPA+: B1, B5, B8, B9, B19 UMTS: B6 TD-SCDMA: B39
LTE	MAX-BR1-ENT-LTE-E-T	Europe / International / CAT-4	1	LTE	B1, B3, B5, B7, B8, B20, B38 (TDD), B40(TDD), B41 (TDD)	WCDMA/HSPA+/DC-HSPA+: B1, B5, B8

## Add-on feature

Product Code	Description
ACW-622	Includes 1x 56V Power Supply Enables 802.3at/af PoE Output Ports (PoE License automatically applied after kit purchase)
MAX-HD-020-SPF	Supports up to 20 PepVPN/SpeedFusion Peers