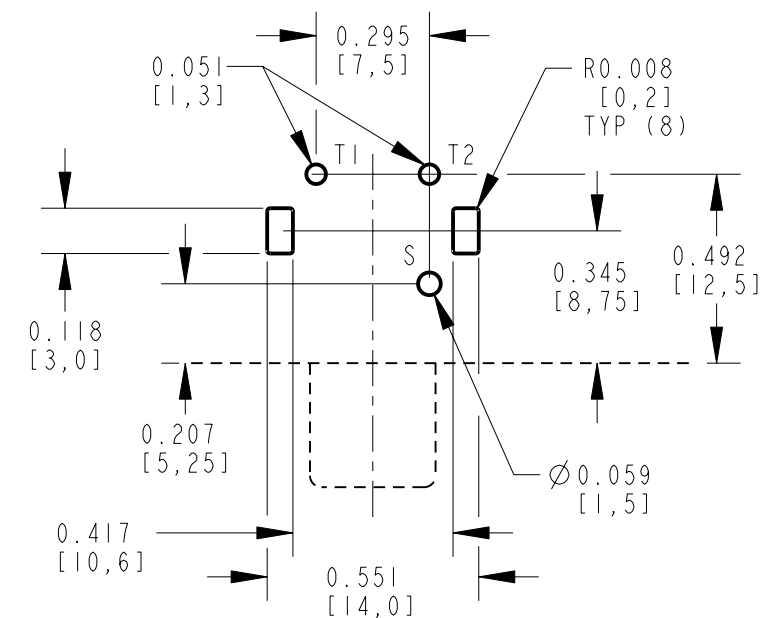
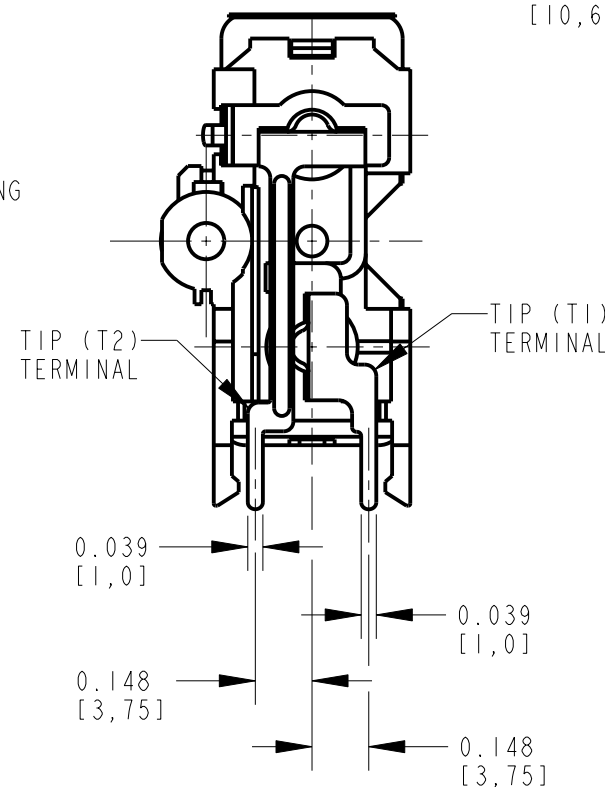
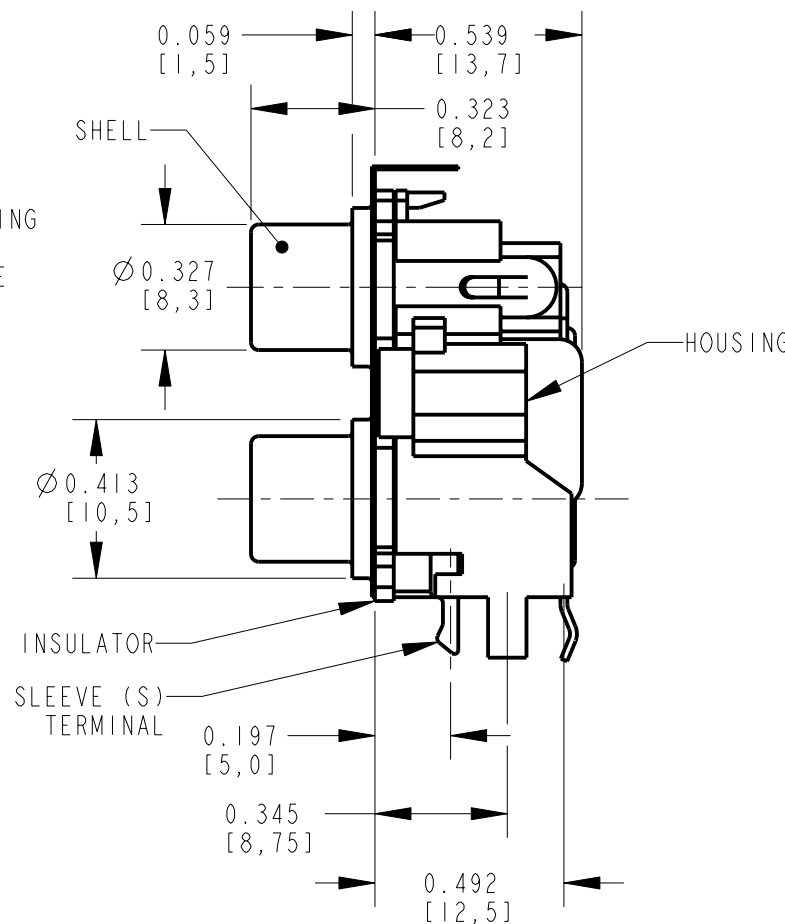
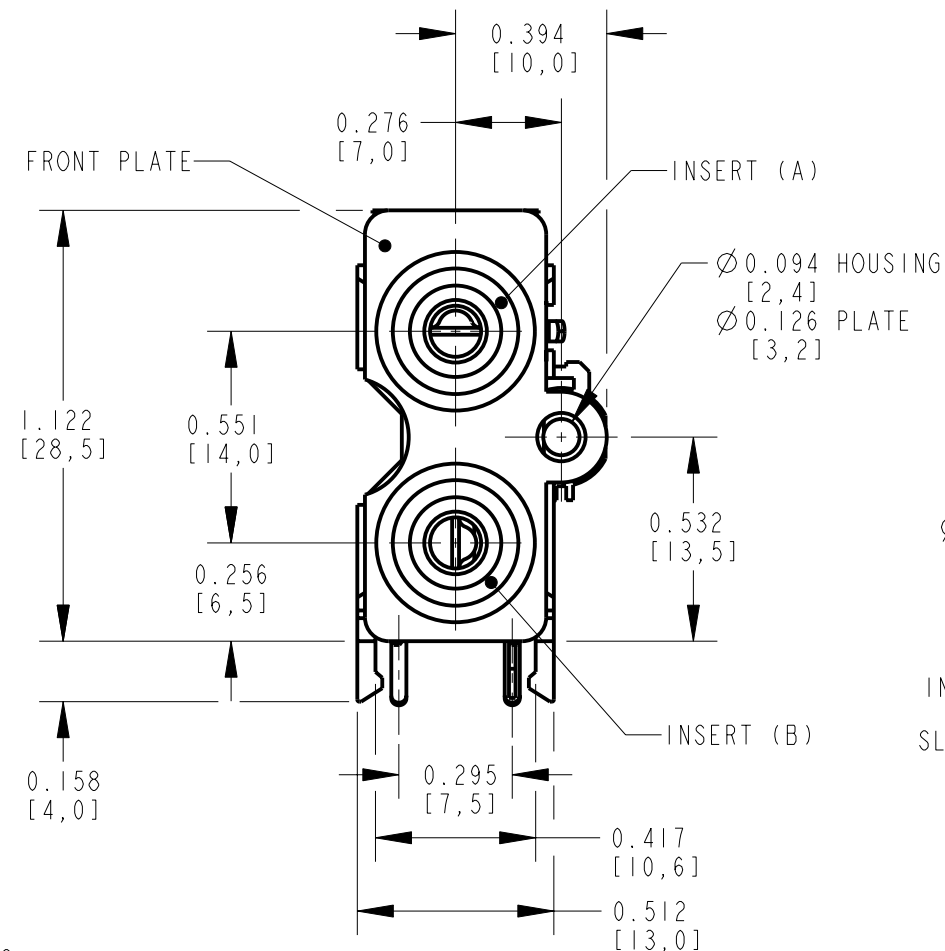
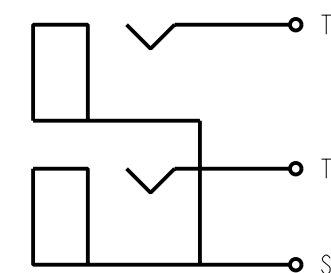


PART NUMBER	INSERT (A) AND HOUSING COLOR	INSERT (B) COLOR	SHELL AND SLEEVE TERMINAL FINISH
PJRSIX2S01X	RED	WHITE	NICKEL PLATED
PJRSIX2S01AUX	RED	WHITE	GOLD PLATED
PJRSIX2S02X	WHITE	RED	NICKEL PLATED
PJRSIX2S02AUX	WHITE	RED	GOLD PLATED
PJRSIX2S03X	BLACK	BLACK	NICKEL PLATED
PJRSIX2S04X	WHITE	YELLOW	NICKEL PLATED



P.C. BOARD LAYOUT
COMPONENT SIDE



SCHEMATIC

CUSTOMER DRAWING

NOTES:

- ALL DIMENSIONS ARE REFERENCE.
- MATERIALS:
HOUSING: ABS, UL-94HB
COLOR INSERT: ABS, UL-94HB
INSULATORS: ABS, UL-94HB
SHELL & SHELL TERMINAL: COPPER ALLOY, NICKEL OR GOLD PLATED
TIP TERMINALS: COPPER ALLOY, TIN PLATED
FRONT PLATE: COPPER ALLOY, NICKEL PLATED
- THIS PART IS RoHS COMPLIANT

REV	ECO NUMBER	DATE	BY	APVD
A	25181	1-13-06	JL	TJK
REVISIONS				

- ★ STAR SYMBOL DENOTES CRITICAL DIMENSION
- UNLESS OTHERWISE SPECIFIED
- 1. ALL DIMENSIONS IN INCHES
- TWO PLACE DECIMALS ±0.01
- THREE PLACE DECIMALS ±0.005
- ANGLES ±1°
- ALL DIA. CONCENTRIC WITHIN 0.005 T.I.R.
- 2. FEATURES ON THE SAME CENTERLINE MUST BE ALIGNED WITHIN ±0.002
- 3. REMOVE ALL BURRS

DO NOT SCALE DRAWING

THIS DRAWING DESCRIBES A DESIGN CONSIDERED PROPRIETARY IN NATURE, DEVELOPED AND MANUFACTURED BY SWITCHCRAFT INC. AND IS RELEASED ON A CONFIDENTIAL BASIS FOR IDENTIFICATION PURPOSES ONLY.									
SIZE	WIDTH	MULT	LBS/M	TEMPER					
FINISH					MATERIAL				
SPEC No.					SPEC No.				
FIRST USED ON					SCALE				
					2:1				
DATE DRAWN	BY	CHKD	APVD						
13-Jan-06	JL	TJK	TJK						
			1-13-06						
NAME					PART No.				
PHONO JACK, RIGHT ANGLE					PJRSIX2S_-X SERIES				
2 POS., SCREW MOUNT, SHIELDED, RoHS					REV				
					A				

Switchcraft®

SHEET 1 OF 1