


Aug. 1. 2022 Copyright 2022 HIROSE ELECTRIC CO., LTD. All Rights Reserved. In case of consideration for using Automotive equipment / device which demand high reliability, kindly contact our sales window correspondents.

Applicable standard				
Rating	Operating temperature range	-55°C to + 105°C(Note 1)	Storage temperature range	-10°C to + 60°C(Note 3)
	Operating humidity range	40% to + 80%(Note 2)	Storage humidity range	40% to + 70%(Note 3)
	Applicable contact	DF3-22SC * DF3-2428SC *	Applicable cable	UL1007 AWG24 to 28 UL1061 AWG22 to 28
	Voltage	250V AC/DC	UL-CSA Rating	Voltage 30V AC/DC
	Current	AWG 22 to 24 : 3A/pin AWG 26 : 2A/pin AWG 28 : 1A/pin	Current	AWG 24 : 3A/pin AWG 26 : 2A/pin AWG 28 : 1A/pin 

Specifications

Item	Test method	Requirements	QT	AT
------	-------------	--------------	----	----

Construction

General examination	Visually and by measuring instrument.	According to drawing.	X	X
Marking	Confirmed visually.		X	X

Electric characteristics

Insulation resistance	500V DC.	1000MΩ MIN.	X	-
Voltage proof	650V AC for 1 min.	No flashover or breakdown.	X	-

Mechanical characteristics


Mechanical operation	50 times insertions and extractions.	1) No damage, crack or looseness of parts.	X	-
Vibration	Frequency 10 to 55 Hz, single amplitude 0.75 mm, at 2 h, for 3 directions.	1) No damage, crack or looseness of parts.	X	-
Shock	490 m/s ² duration of pulse 11 ms at 3 times for 3 directions.	1) No damage, crack or looseness of parts.	X	-

Environmental characteristics

Rapid change of temperature	Temperature -55→ 5 to 35→ 85→ 5 to 35 °c Time 30→ 5MAX → 30→ 5MAX min Under 5 cycles.	1) Insulation resistance: 1000MΩ MIN. 2) No damage, crack or looseness of parts.	X	-
Damp heat (Steady state)	Exposed at 40 ± 2 °c, 90 to 95 %, 96 h.	1) Insulation resistance: 500MΩ MIN. 2) No damage, crack or looseness of parts.	X	-

Remarks



Note 1:Including the temperature rise by current
 Note 2:No condensing.
 Note 3:Apply to an unused product on the packaged condition.

Count	Description of revisions	Designed	Checked	Date
 1	DIS-H-00008205	SN. MIWA	SZ. ONO	20210312

Unless otherwise specified, refer to IEC 60512.

Approved	KJ. KATAYOSE	20050105	
	Checked	KI. AKIYAMA	20050105
	Designed	TH. ARAI	20050105
	Drawn	TH. ARAI	20050105

Note QT:Qualification Test AT:Assurance Test X:Applicable Test Drawing no. ELC-162387-00-01

	Specification sheet	Part no.	DF3-*S-2C
	Hirose electric co., ltd.	Code no.	CL543-  1/1